

# **NMKRV COLLEGE FOR WOMEN**

**3<sup>rd</sup> Block Jayanagar, Bangalore -560011**

*Autonomous Institution*



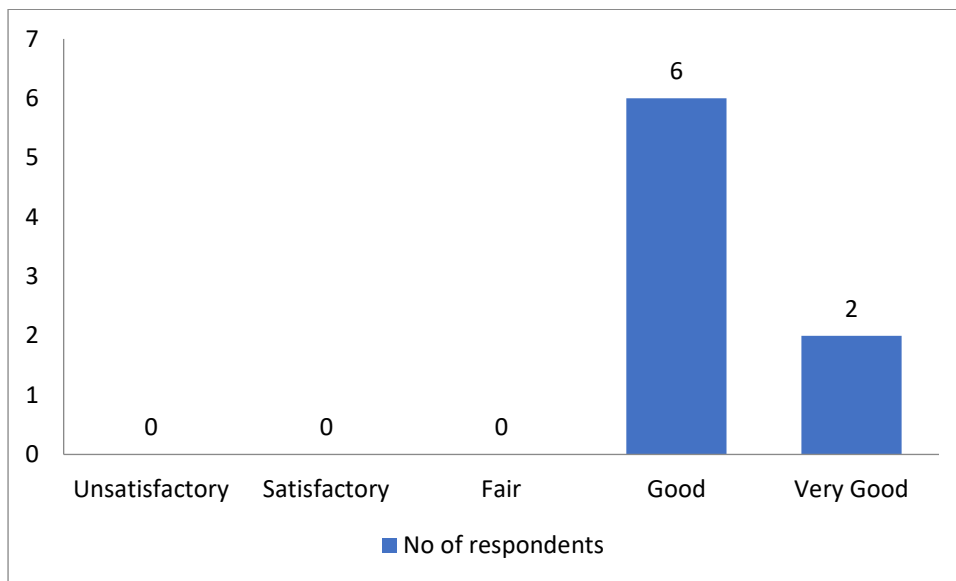
**PG MATHS**

**ALUMNI FEEDBACK –2018-19**

<b>YEAR</b>	<b>NO. OF RESPONDENTS</b>
2018-19	08

1. Do you feel proud to be associated with NMKRV as an alumnus?

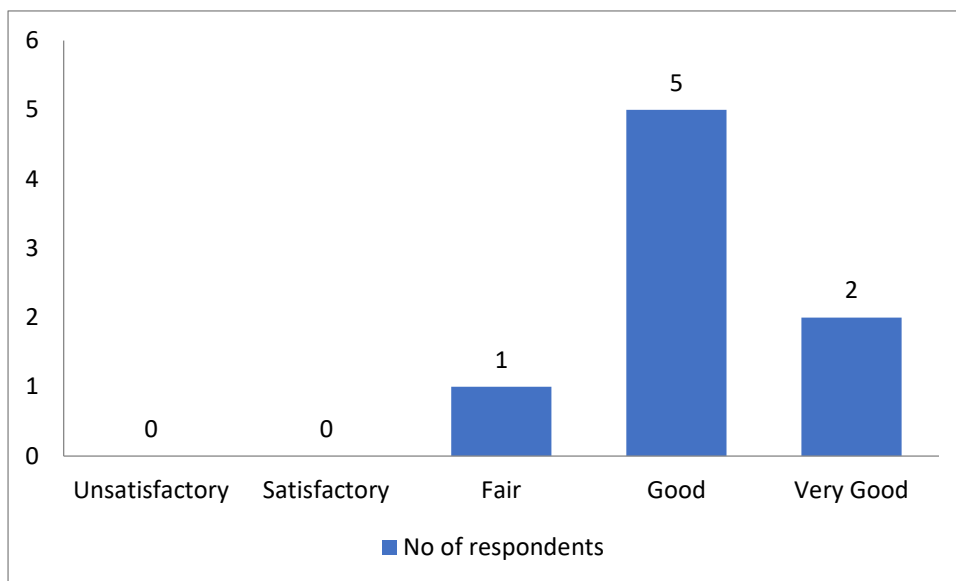
SL NO	Responses	No of respondents	Percentage
1	Unsatisfactory	0	0
2	Satisfactory	0	0
3	Fair	0	0
4	Good	6	75%
5	Very Good	2	25%
TOTAL		08	100



**Observation:** 75% of the respondents feel good about being associated with NMKRV as an alumnus and remaining 25% feel very good about being associated with NMKRV as an alumnus.

2. How do you rate the content of the courses you have studied, in relation to your current job?

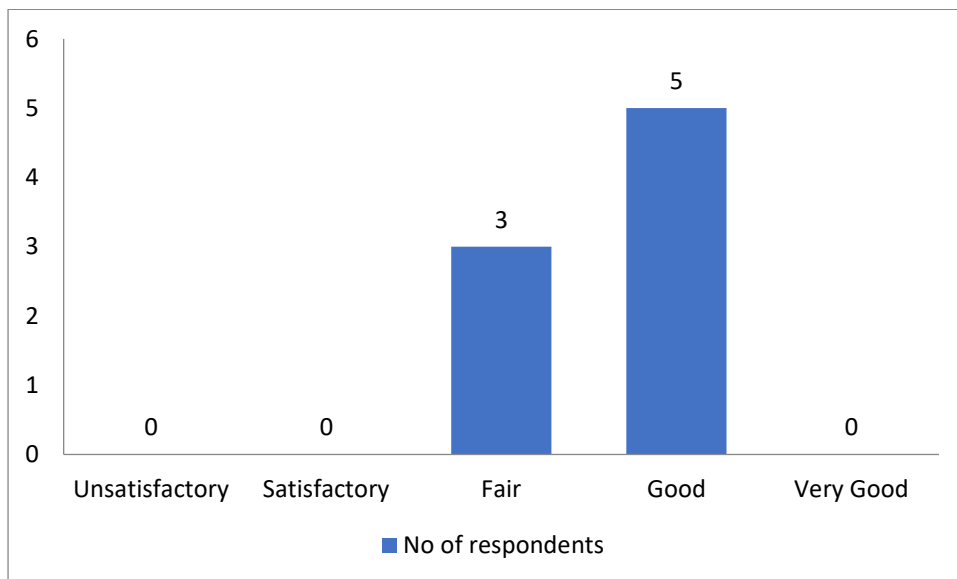
SL NO	Responses	No of respondents	Percentage
1	<b>Unsatisfactory</b>	0	0
2	<b>Satisfactory</b>	0	0
3	<b>Fair</b>	1	12.5%
4	<b>Good</b>	5	62.5%
5	<b>Very Good</b>	2	25%
<b>TOTAL</b>		<b>08</b>	<b>100</b>



**Observation:** 62.5% of the respondents found the content of the courses they studied to be good related to their current job, 25% of the respondents found the content of the courses they studied to be very good related to their current job and remaining 12.5% of the respondents found the content of the courses they studied to be fair related to their current job.

3. How well were the Program Outcomes met?

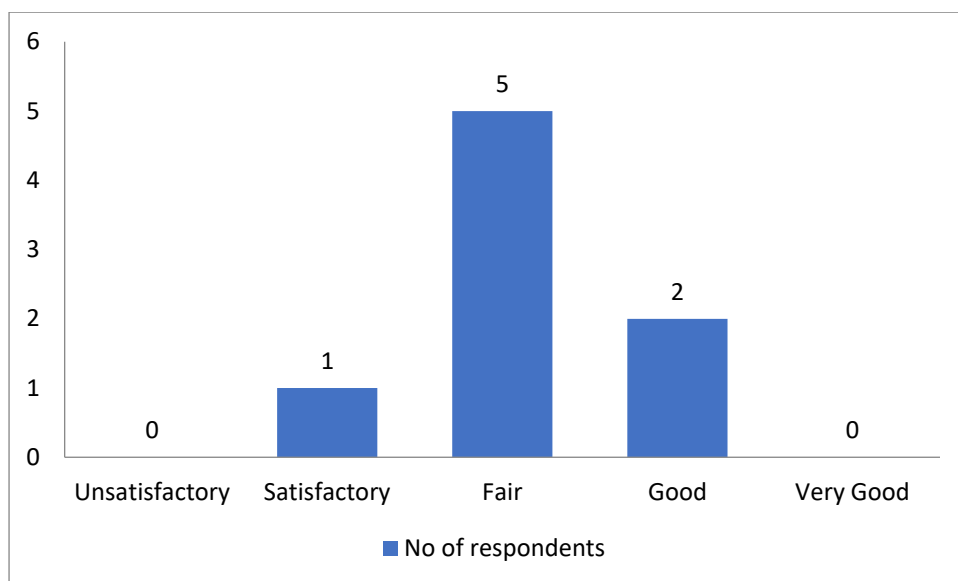
SL NO	Responses	No of respondents	Percentage
1	Unsatisfactory	0	0
2	Satisfactory	0	0
3	Fair	03	37.5%
4	Good	05	62.5%
5	Very Good	0	0
TOTAL		08	100



**Observation:** 62.5% of the respondents found that the program outcomes were good and remaining 37.5% of the respondents rated that the program outcomes were fair.

4. How do you rate the skill-oriented courses offered by the college?

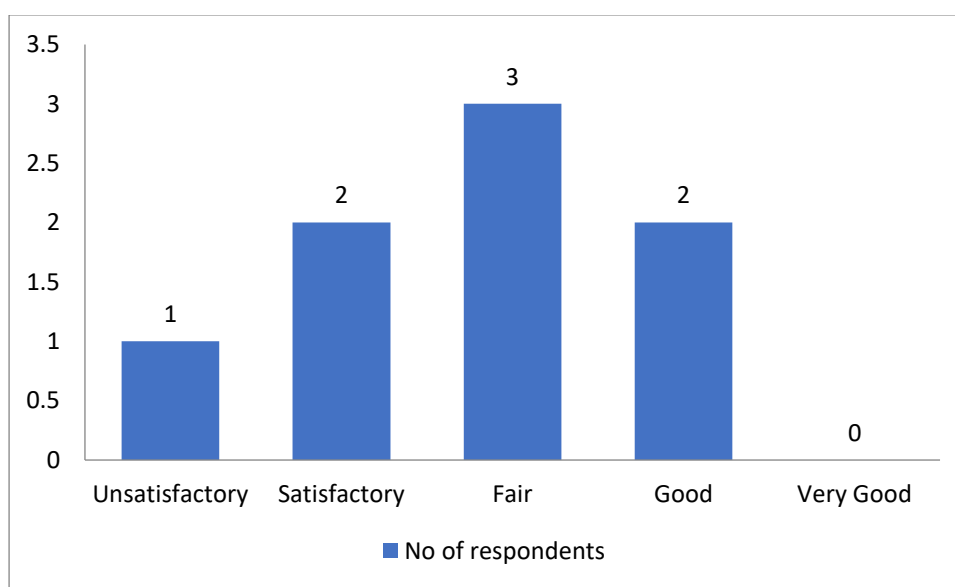
SL NO	Responses	No of respondents	Percentage
1	Unsatisfactory	0	0
2	Satisfactory	1	12.5%
3	Fair	5	62.5%
4	Good	2	25%
5	Very Good	0	0
<b>TOTAL</b>		<b>08</b>	<b>100</b>



**Observation:** 62.5% of the respondents rated the skill-oriented courses offered by the college as fair, 25% rated it as good and remaining 12.5% rated as satisfactory.

5. How do you rate the Placement policy of the college?

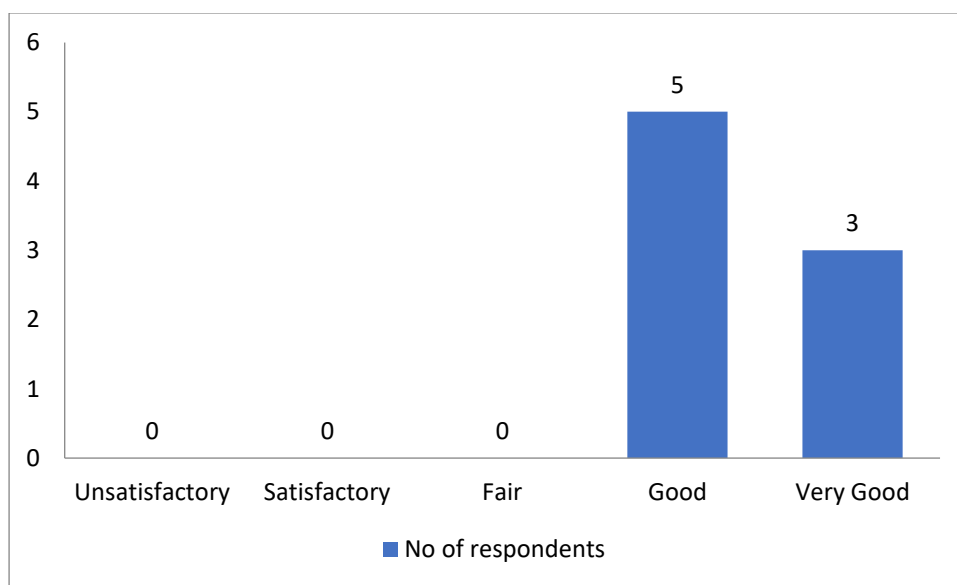
SL NO	Responses	No of respondents	Percentage
1	Unsatisfactory	1	12.5%
2	Satisfactory	2	25%
3	Fair	3	37.5%
4	Good	2	25%
5	Very Good	0	0
<b>TOTAL</b>		<b>08</b>	<b>100</b>



**Observation:** 37.5% of the respondents rated the placement policy of the college as fair, 25% rated it as satisfactory, 25% rated it as good and remaining 12.5% of the respondents rated the placement policy of the college as unsatisfactory.

6. How do you rate the infrastructure of the college?

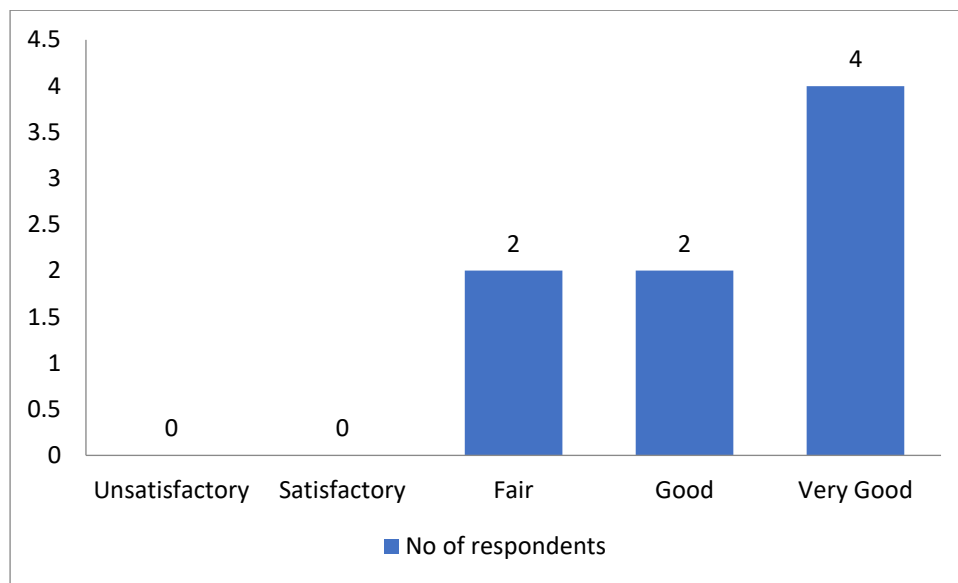
SL NO	Responses	No of respondents	Percentage
1	Unsatisfactory	0	0
2	Satisfactory	0	0
3	Fair	0	0
4	Good	5	62.5%
5	Very Good	3	37.5%
<b>TOTAL</b>		<b>08</b>	<b>100</b>



**Observation:** 62.5% of the respondents rated the infrastructure of the college as good and remaining 37.5% of the respondents said it is very good.

7. Rate the encouragement and the support of the faculty.

SL NO	Responses	No of respondents	Percentage
1	Unsatisfactory	0	0
2	Satisfactory	0	0
3	Fair	2	25%
4	Good	2	25%
5	Very Good	4	50%
<b>TOTAL</b>		<b>08</b>	<b>100</b>

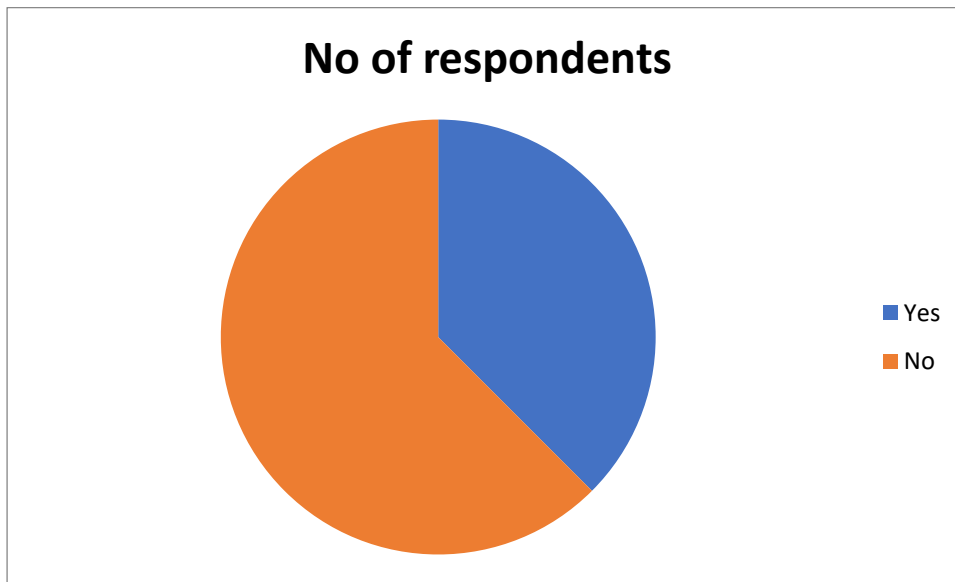


**Observation:** 50% of the respondents rated that they received very good encouragement and support of their faculty, 25% of the respondents rated that they received fair encouragement and support of their faculty and remaining 25% rated it as good.



8. Have you participated in any of the alumni meet?

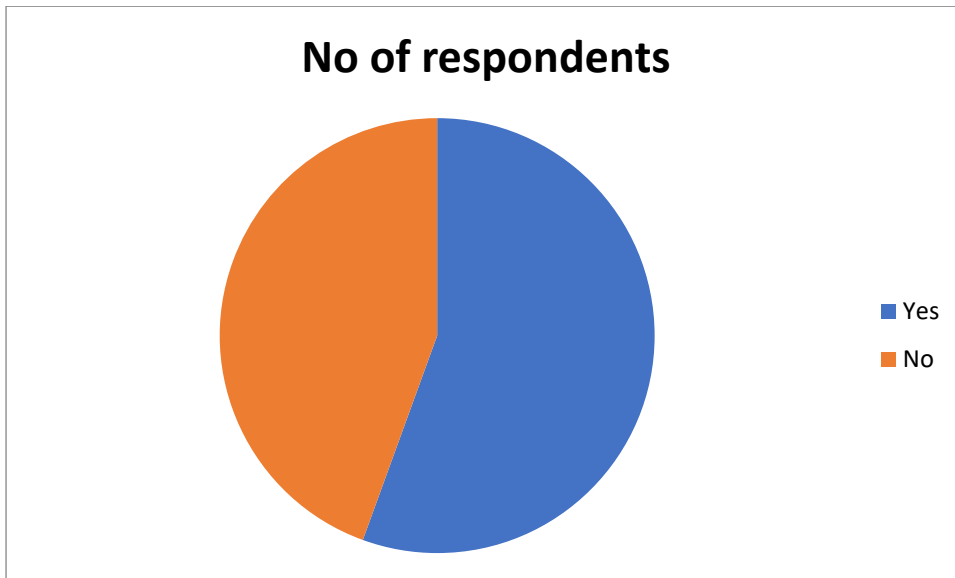
SI No	Responses	No of respondents	Percentage
1	Yes	3	37.5%
2	No	5	62.5%
<b>TOTAL</b>		<b>08</b>	<b>100</b>



**Observation:** 62.5% of the respondents have not participated in any of the alumni meet and remaining 37.5% of the respondents have participated in any of the alumni meet.

9. Will you be interested in delivering a guest talk/motivational session for your juniors?

Sl No	Responses	No of respondents	Percentage
1	Yes	4	50%
2	No	4	50%
<b>TOTAL</b>		<b>08</b>	<b>100</b>



**Observation:** 50% of the respondents expressed that there is interest in delivering a guest talk, motivational session for their juniors and remaining 50% of the respondents expressed that there are not interested in delivering a guest talk, motivational session for their juniors.

10. Would you like to contribute to the development of the institution? If yes, how?

NO SUGGESTIONS GIVEN BY THE RESPONDENTS