

NMKRV COLLEGE FOR WOMEN

3rd Block Jayanagar, Bangalore -560011

Autonomous Institution



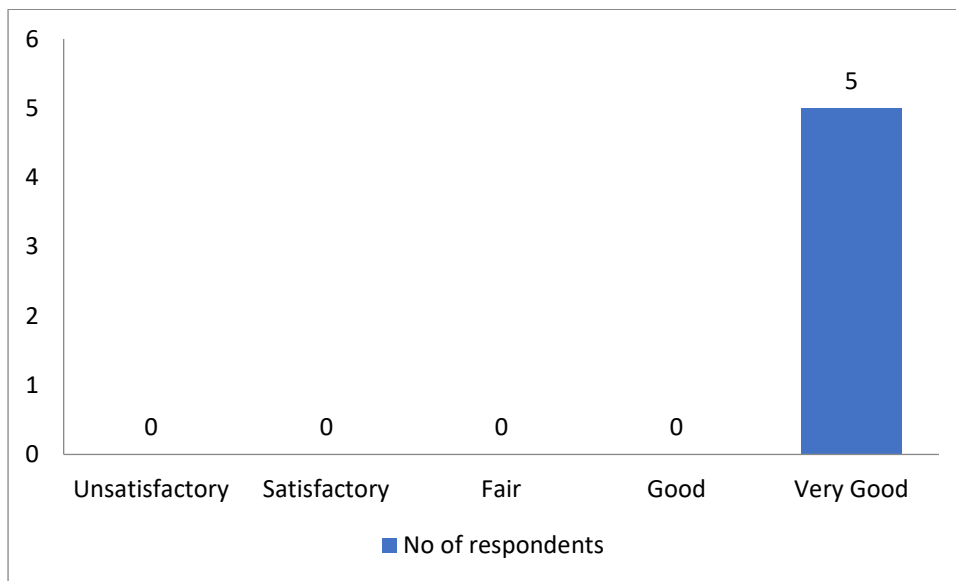
PG MATHS

ALUMNI FEEDBACK – 2014-15

YEAR	NO. OF RESPONDENTS
2014-15	05

1. Do you feel proud to be associated with NMKRV as an alumnus?

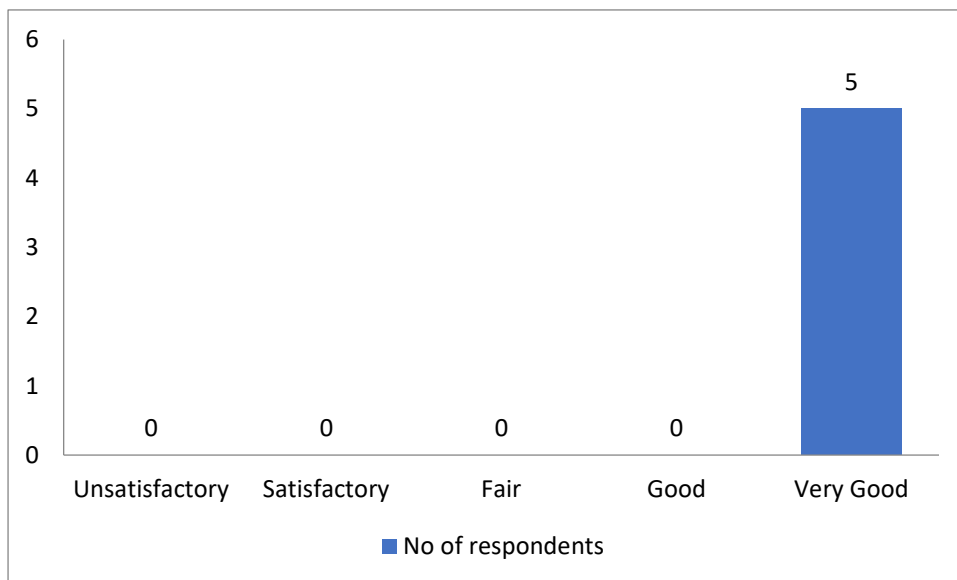
SL NO	Responses	No of respondents	Percentage
1	Unsatisfactory	0	0
2	Satisfactory	0	0
3	Fair	0	0
4	Good	0	0
5	Very Good	5	100%
TOTAL		05	100



Observation: All the respondents feel very good about being associated with NMKRV as an alumnus.

2. How do you rate the content of the courses you have studied, in relation to your current job?

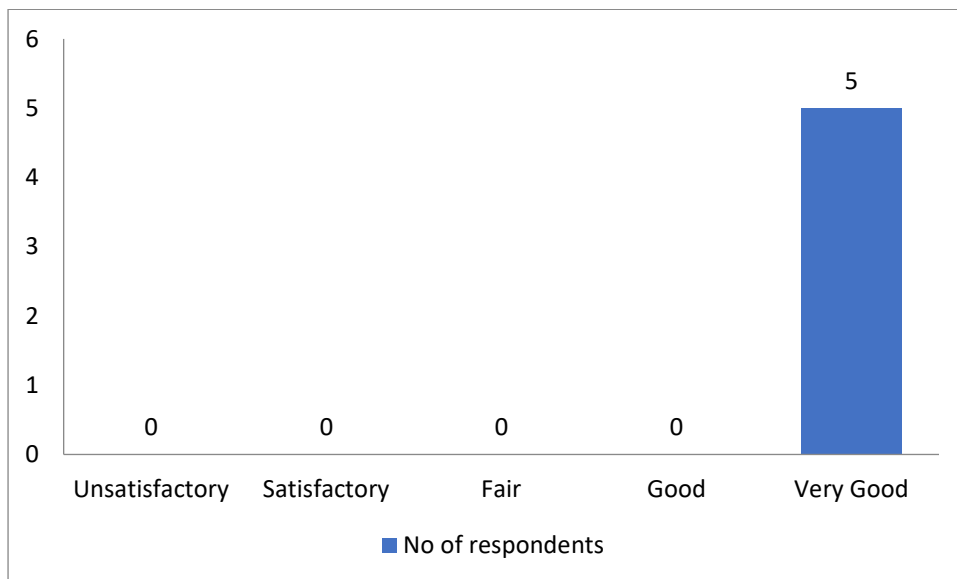
SL NO	Responses	No of respondents	Percentage
1	Unsatisfactory	0	0
2	Satisfactory	0	0
3	Fair	0	0
4	Good	0	0
5	Very Good	5	100%
TOTAL		05	100



Observation: All the respondents found the content of the courses they studied to be very good related to their current job.

3. How well were the Program Outcomes met?

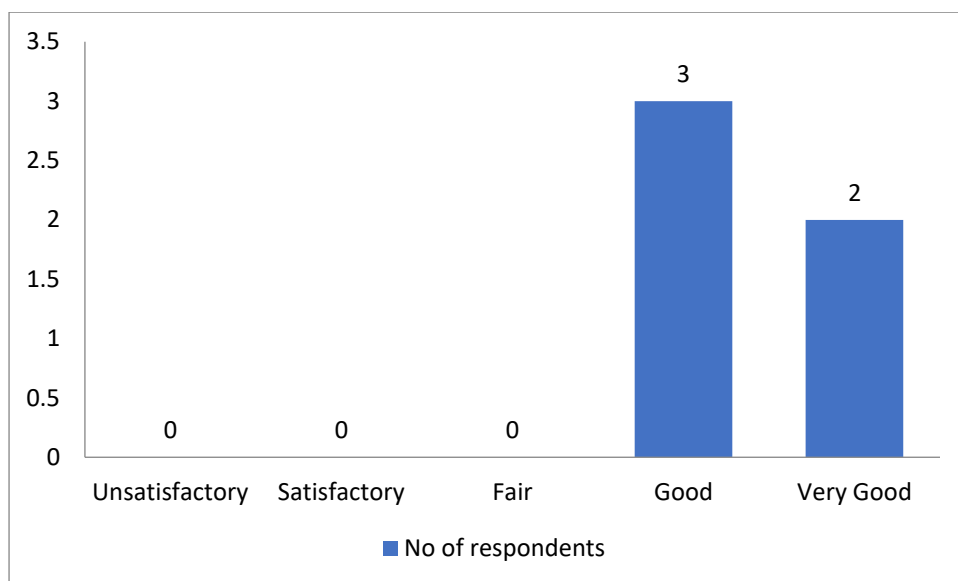
SL NO	Responses	No of respondents	Percentage
1	Unsatisfactory	0	0
2	Satisfactory	0	0
3	Fair	0	0
4	Good	05	100%
5	Very Good	0	0
TOTAL		05	100



Observation: All the respondents rated that the program outcomes were good.

4. How do you rate the skill-oriented courses offered by the college?

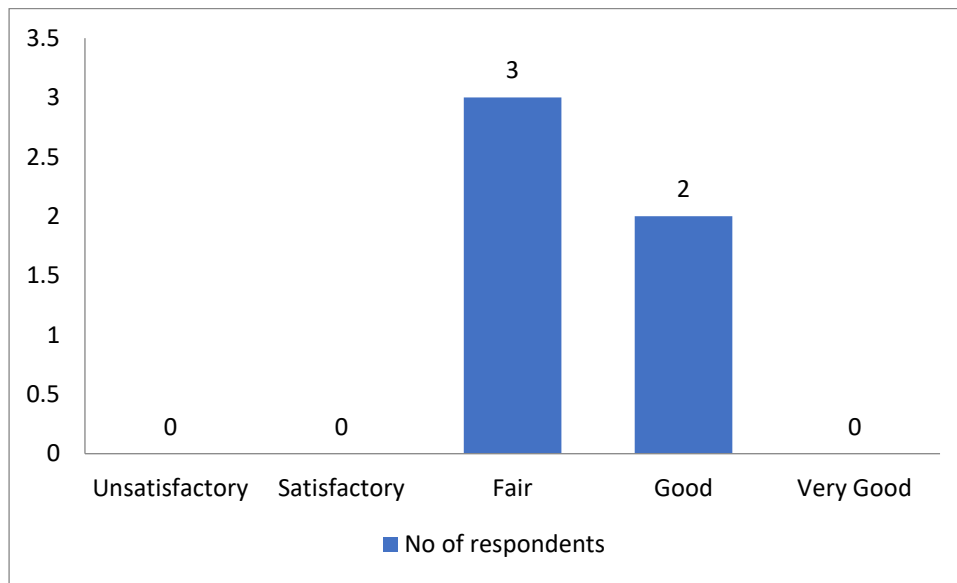
SL NO	Responses	No of respondents	Percentage
1	Unsatisfactory	0	0
2	Satisfactory	0	0
3	Fair	0	0
4	Good	3	60%
5	Very Good	2	40%
TOTAL		05	100



Observation: 60% of the respondents rated the skill-oriented courses offered by the college as good and remaining 40% rated it as very good.

5. How do you rate the Placement policy of the college?

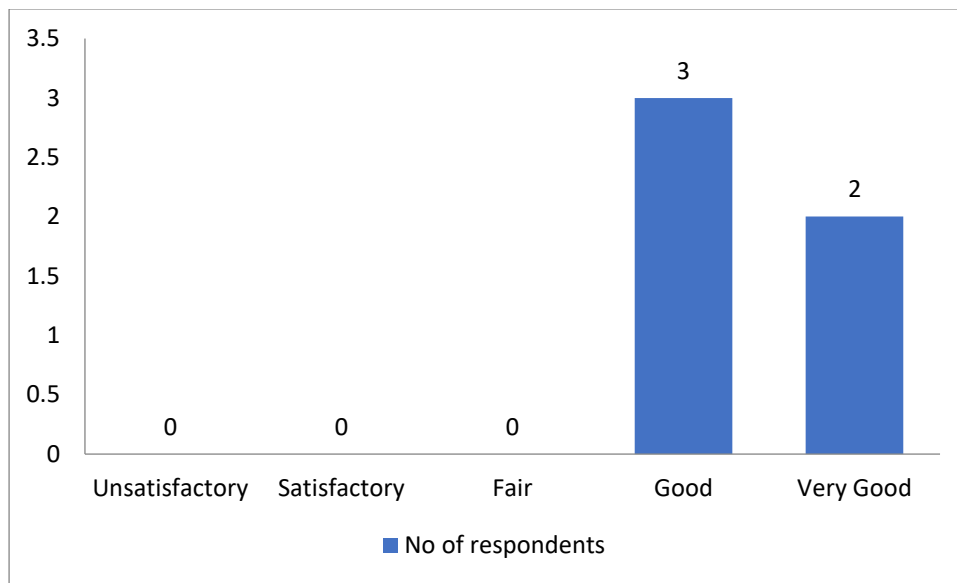
SL NO	Responses	No of respondents	Percentage
1	Unsatisfactory	0	0
2	Satisfactory	0	0
3	Fair	3	60%
4	Good	2	40%
5	Very Good	0	0
TOTAL		05	100



Observation: 60% of the respondents rated the placement policy of the college as fair and remaining 40% of the respondents rated the placement policy of the college as good.

6. How do you rate the infrastructure of the college?

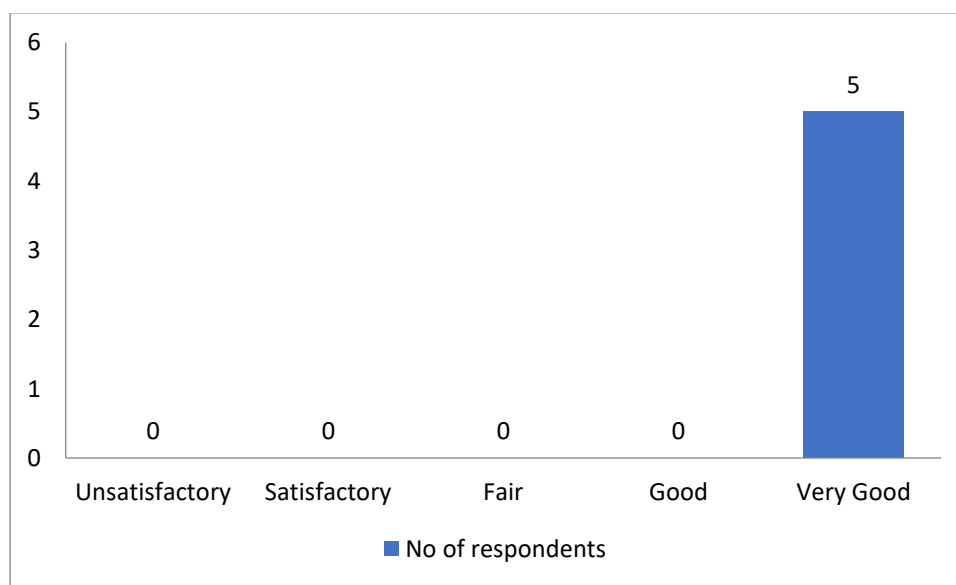
SL NO	Responses	No of respondents	Percentage
1	Unsatisfactory	0	0
2	Satisfactory	0	0
3	Fair	0	0
4	Good	3	60%
5	Very Good	2	40%
TOTAL		05	100



Observation:60% of the respondents rated the infrastructure of the college as very good and remaining 40% of the respondents said it is good.

7. Rate the encouragement and the support of the faculty.

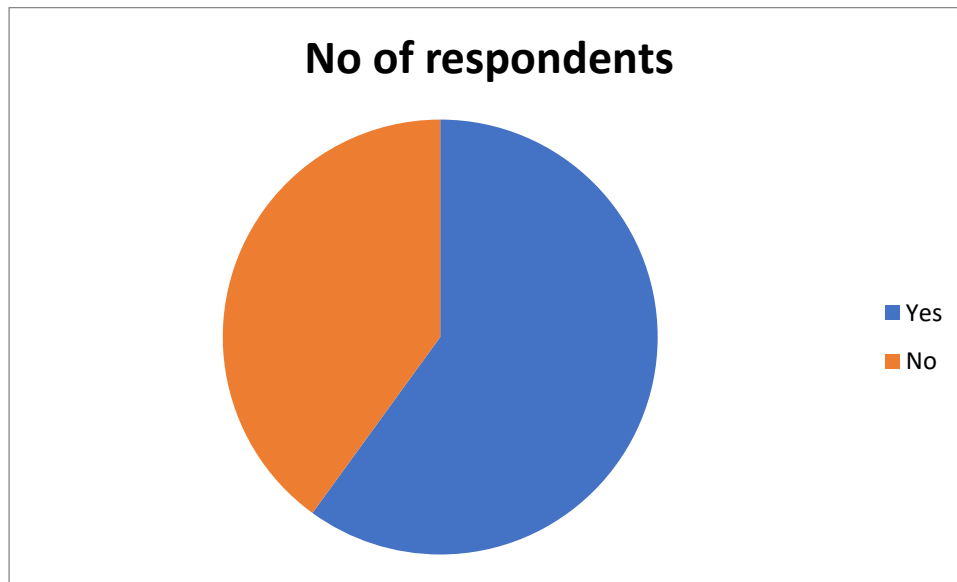
SL NO	Responses	No of respondents	Percentage
1	Unsatisfactory	0	0
2	Satisfactory	0	0
3	Fair	0	0
4	Good	0	0
5	Very Good	5	100%
TOTAL		05	100



Observation: All the respondents rated that they received very good encouragement and support of their faculty.

8. Have you participated in any of the alumni meet?

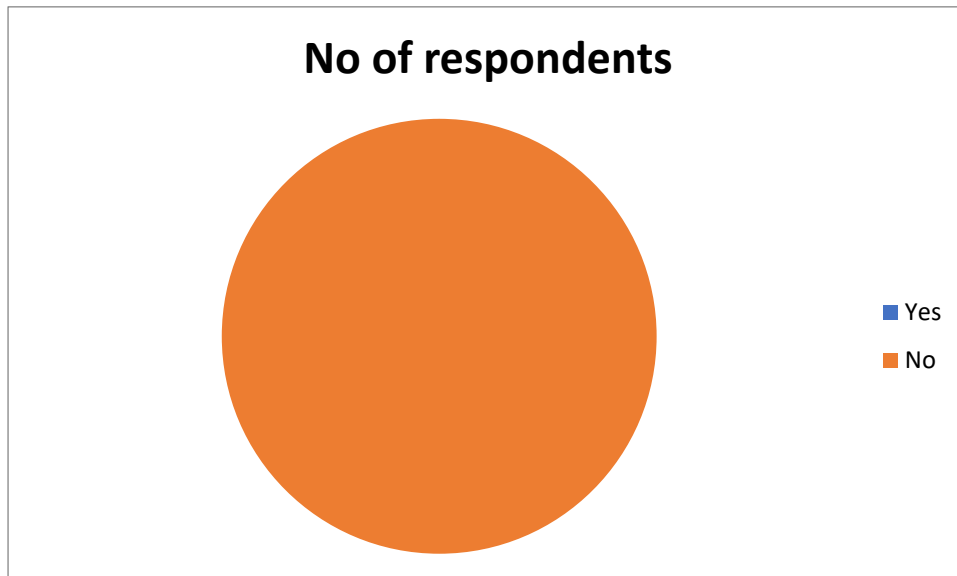
SI No	Responses	No of respondents	Percentage
1	Yes	3	60%
2	No	2	40%
TOTAL		05	100



Observation: 60% of the respondents have participated in any of the alumni meet and remaining 40% of the respondents have not participated in any of the alumni meet

9. Will you be interested in delivering a guest talk/motivational session for your juniors?

Sl No	Responses	No of respondents	Percentage
1	Yes	0	0
2	No	5	100%
TOTAL		05	100



Observation: All the respondents expressed that there is no interest in delivering a guest talk, motivational session for their juniors.

10. Would you like to contribute to the development of the institution? If yes, how?

- Yes, I am serving the institution as a faculty member.
- Yes, I am serving the institution as a faculty member.