

NMKRV COLLEGE FOR WOMEN

3rd Block Jayanagar, Bangalore -560011

Autonomous Institution



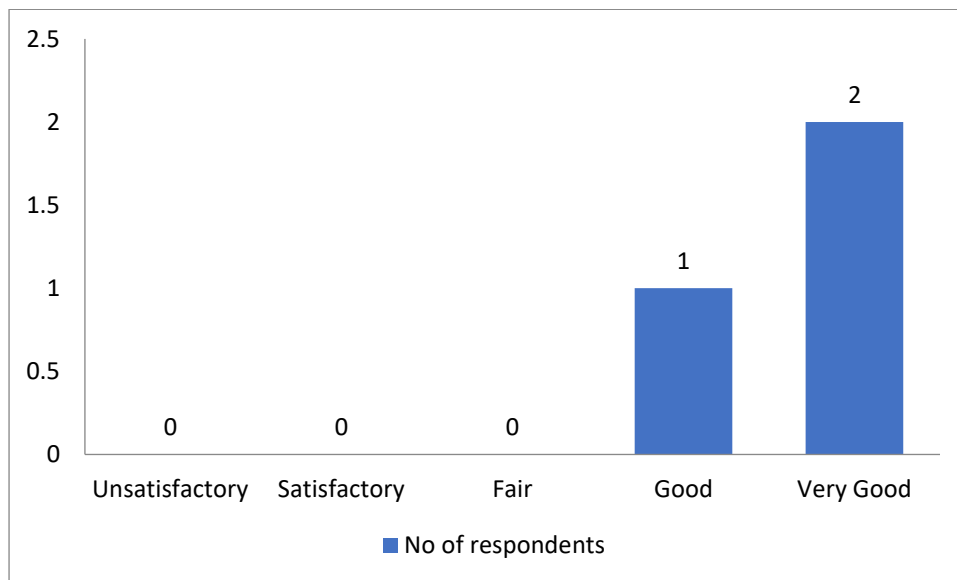
PG COMMERCE

ALUMNI FEEDBACK – 2014-15

| YEAR | NO. OF RESPONDENTS |
|-------------|---------------------------|
| 2014-15 | 03 |

1. Do you feel proud to be associated with NMKRV as an alumnus?

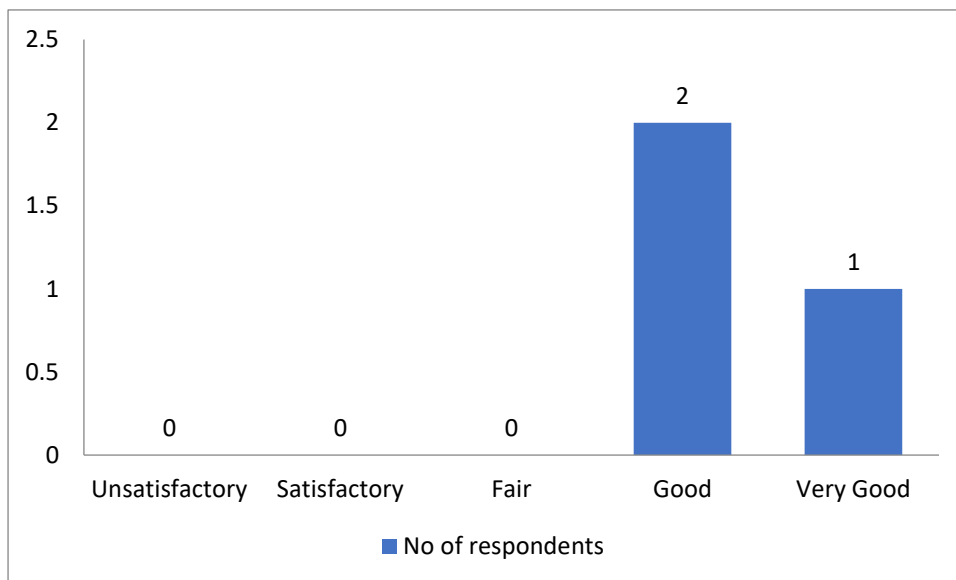
| SL NO | Responses | No of respondents | Percentage |
|-------|----------------|-------------------|------------|
| 1 | Unsatisfactory | 0 | 0 |
| 2 | Satisfactory | 0 | 0 |
| 3 | Fair | 0 | 0 |
| 4 | Good | 1 | 33.3% |
| 5 | Very Good | 2 | 66.7% |
| TOTAL | | 03 | 100 |



Observation:66.7% of the respondents feel very good and 33.3% of them feel good about being associated with NMKRV as an alumnus.

2. How do you rate the content of the courses you have studied, in relation to your current job?

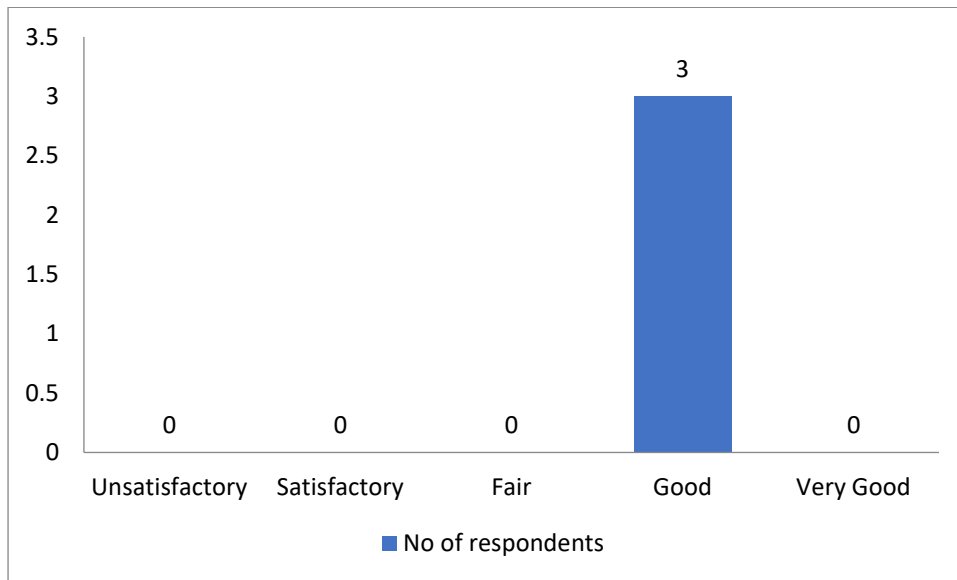
| SL NO | Responses | No of respondents | Percentage |
|-------|----------------|-------------------|------------|
| 1 | Unsatisfactory | 0 | 0 |
| 2 | Satisfactory | 0 | 0 |
| 3 | Fair | 0 | 0 |
| 4 | Good | 2 | 66.7% |
| 5 | Very Good | 1 | 33.3% |
| TOTAL | | 03 | 100 |



Observation: 66.7% of the respondents rated the content of the courses they have studied, in relation to their current job as good remaining 33.3% found the content of the courses they studied to be very good related to their current job.

3. How well were the Program Outcomes met?

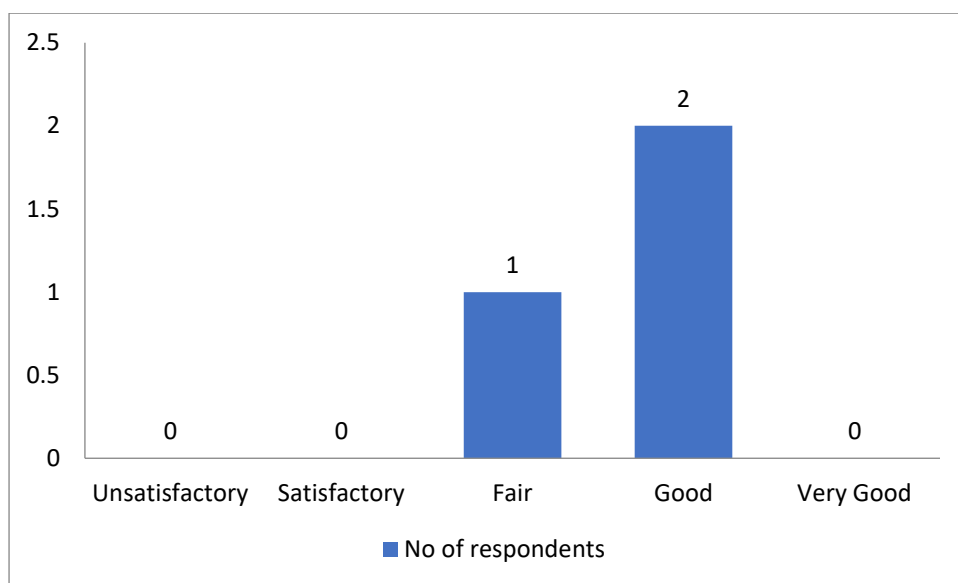
| SL NO | Responses | No of respondents | Percentage |
|--------------|----------------|-------------------|------------|
| 1 | Unsatisfactory | 0 | 0 |
| 2 | Satisfactory | 0 | 0 |
| 3 | Fair | 0 | 0 |
| 4 | Good | 03 | 100% |
| 5 | Very Good | 0 | 0 |
| TOTAL | | 03 | 100 |



Observation: All the respondents rated that the program outcomes were good.

4. How do you rate the skill-oriented courses offered by the college?

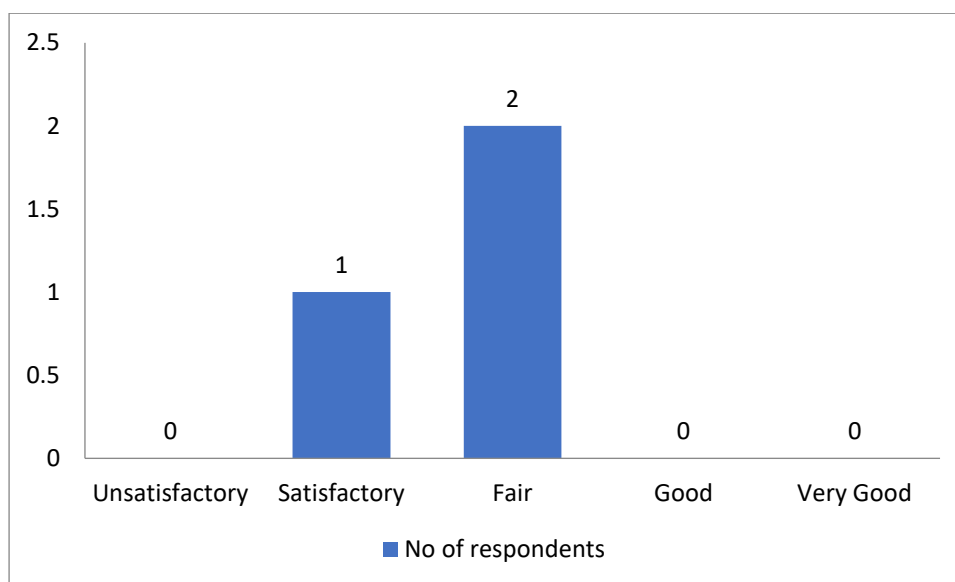
| SL NO | Responses | No of respondents | Percentage |
|--------------|----------------|-------------------|------------|
| 1 | Unsatisfactory | 0 | 0 |
| 2 | Satisfactory | 0 | 0 |
| 3 | Fair | 1 | 33.3% |
| 4 | Good | 2 | 66.7% |
| 5 | Very Good | 0 | 0 |
| TOTAL | | 03 | 100 |



Observation:66.7% of the respondents rated the skill-oriented courses offered by the college as good and remaining 33.3% rated it as fair.

5. How do you rate the Placement policy of the college?

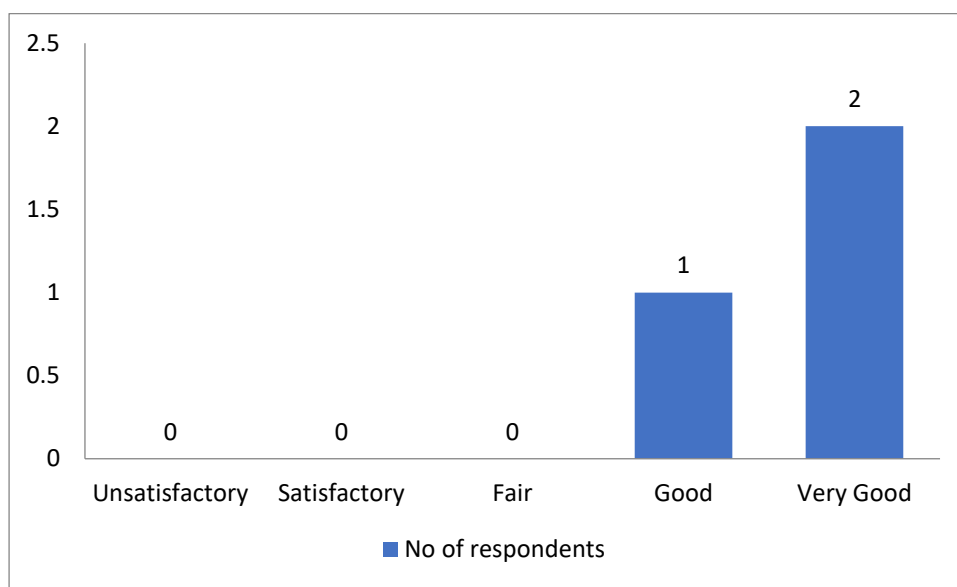
| SL NO | Responses | No of respondents | Percentage |
|-------|----------------|-------------------|------------|
| 1 | Unsatisfactory | 0 | 0 |
| 2 | Satisfactory | 1 | 33.3% |
| 3 | Fair | 2 | 66.7% |
| 4 | Good | 0 | 0 |
| 5 | Very Good | 0 | 0 |
| TOTAL | | 03 | 100 |



Observation: 66.7% of the respondents rated the placement policy of the college as fair and remaining 33.3% of the respondents rated the placement policy of the college as satisfactory.

6. How do you rate the infrastructure of the college?

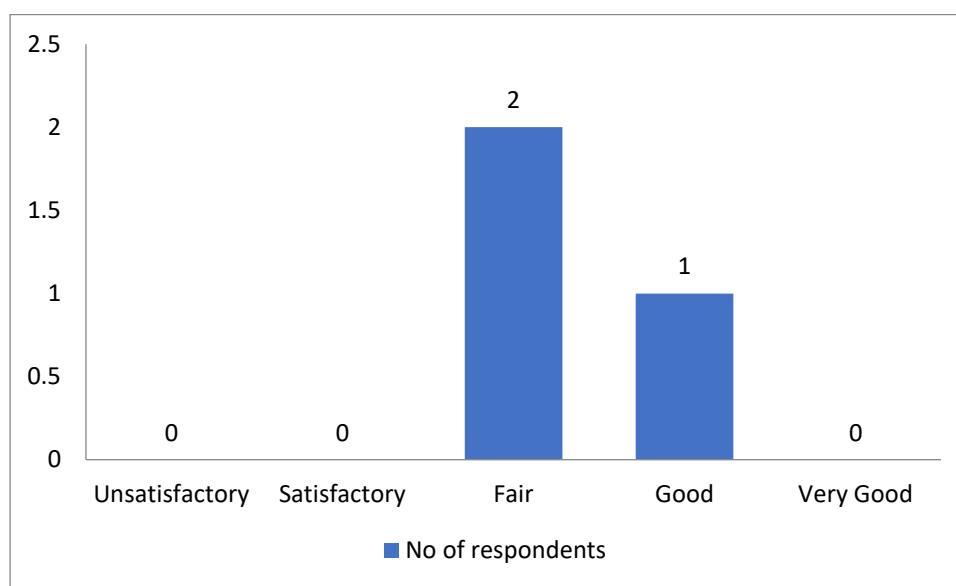
| SL NO | Responses | No of respondents | Percentage |
|--------------|-----------------------|-------------------|------------|
| 1 | Unsatisfactory | 0 | 0 |
| 2 | Satisfactory | 0 | 0 |
| 3 | Fair | 0 | 0 |
| 4 | Good | 1 | 33.3% |
| 5 | Very Good | 2 | 66.7% |
| TOTAL | | 03 | 100 |



Observation:66.7% of the respondents rated the infrastructure of the college as very good and remaining 33.3% of the respondents said it is good.

7. Rate the encouragement and the support of the faculty.

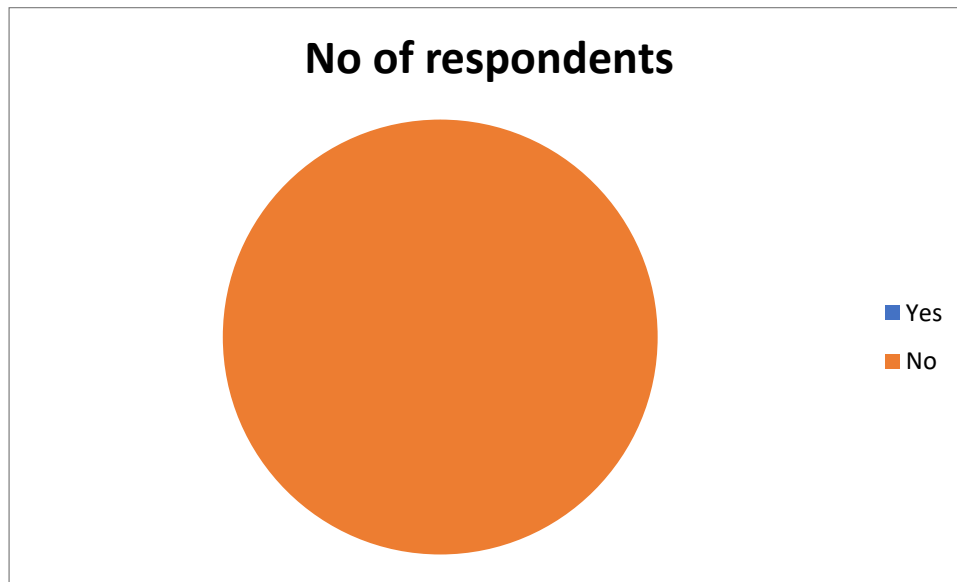
| SL NO | Responses | No of respondents | Percentage |
|-------|----------------|-------------------|------------|
| 1 | Unsatisfactory | 0 | 0 |
| 2 | Satisfactory | 0 | 0 |
| 3 | Fair | 2 | 66.7% |
| 4 | Good | 1 | 33.3% |
| 5 | Very Good | 0 | 0 |
| TOTAL | | 03 | 100 |



Observation:66.7% of the respondents said that they received fair encouragement and support from their faculty and remaining 33.3% of the respondents said they received good encouragement and support of their faculty.

8. Have you participated in any of the alumni meet?

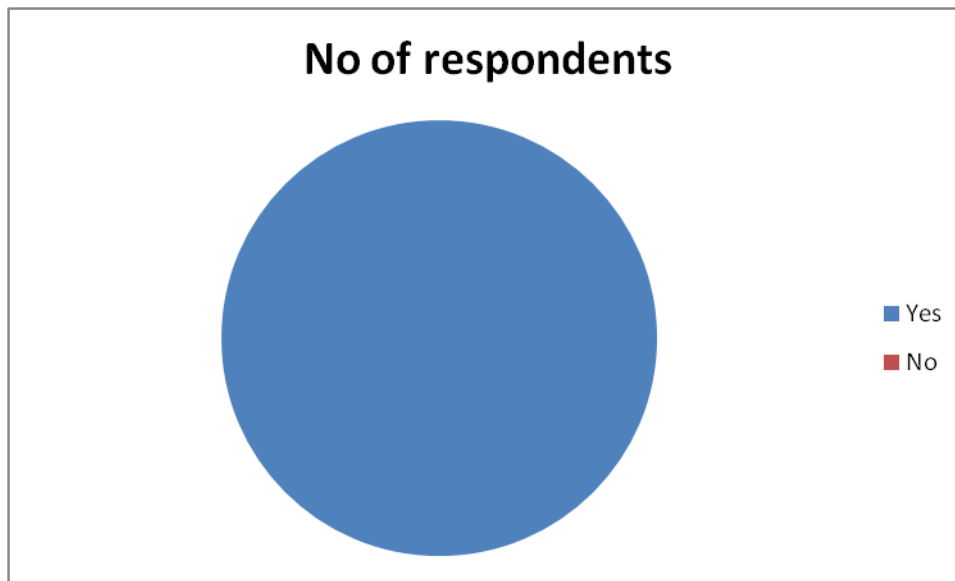
| SI No | Responses | No of respondents | Percentage |
|--------------|-----------|-------------------|------------|
| 1 | Yes | 0 | 0 |
| 2 | No | 3 | 100% |
| TOTAL | | 03 | 100 |



Observation: All the respondents have not participated in any of the alumni meet.

9. Will you be interested in delivering a guest talk/motivational session for your juniors?

| Sl No | Responses | No of respondents | Percentage |
|--------------|-----------|-------------------|------------|
| 1 | Yes | 3 | 100% |
| 2 | No | 0 | 0 |
| TOTAL | | 03 | 100 |



Observation: All the respondents expressed interest in delivering a guest talk, motivational session for their juniors.

10. Would you like to contribute to the development of the institution?If yes, how?

NO SUGGESTIONS GIVEN BY THE RESPONDENTS