

**NMKRV COLLEGE FOR WOMEN**  
**3<sup>rd</sup> Block Jayanagar, Bangalore - 560 011**

*Autonomous Institution*

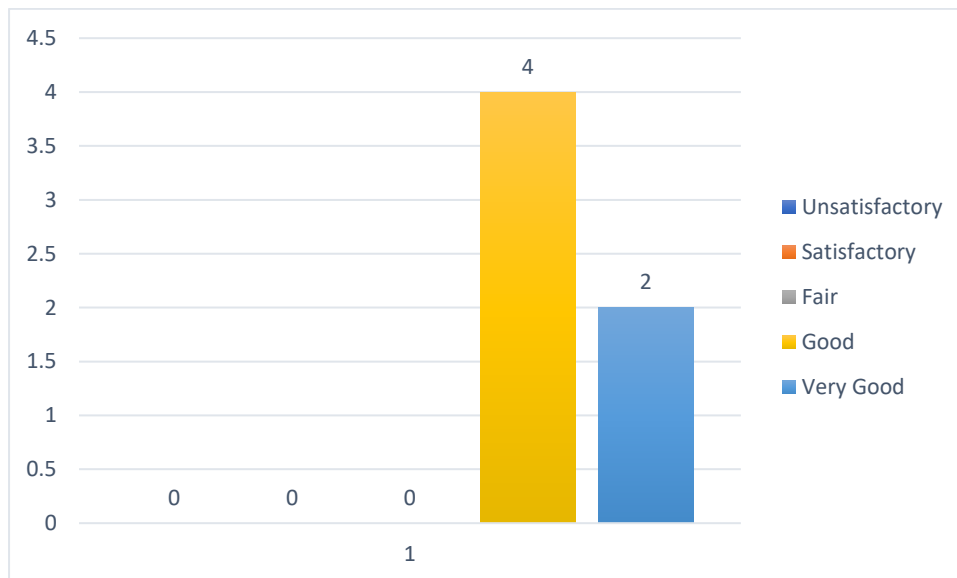


**ALUMNI FEEDBACK – 2014-15**  
**SCIENCE PMCS**

<b>Total Number of Respondents</b>	<b>6</b>
------------------------------------	----------

1. Do you feel proud to be associated with NMKRV as an alumnus?

Sl no	Ratings	No of respondents	Percentage
1	Unsatisfactory	0	0
2	Satisfactory	0	0
3	Fair	0	0
4	Good	4	67%
5	Very Good	2	33%
<b>TOTAL</b>		<b>6</b>	<b>100</b>

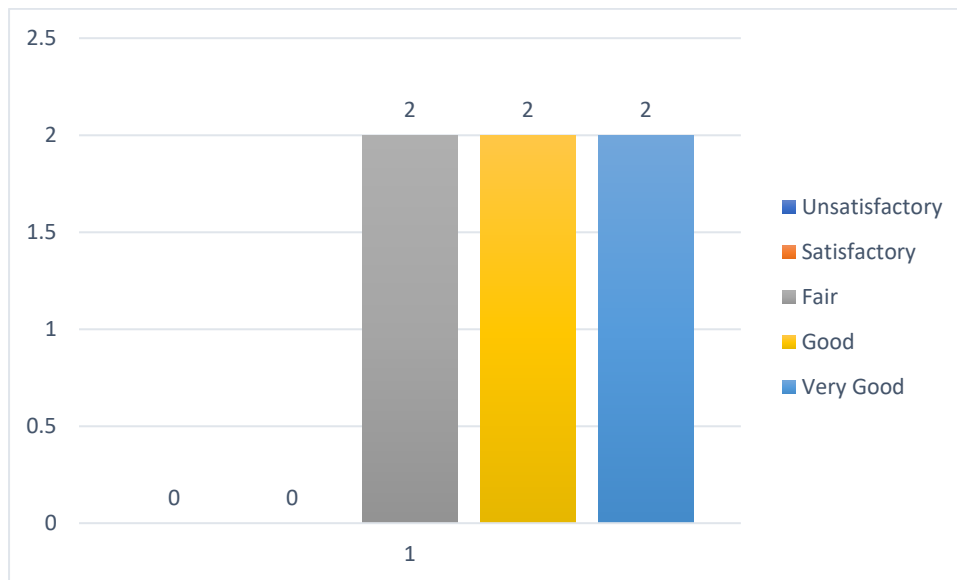


**Observation:**

From the above table it is observed that 67% of the respondents feel very proud and 33% of them feel proud to be associated with NMKRV as the alumnus.

2. How do you rate the content of the courses you have studied, in relation to your current job?

Sl no	Ratings	No respondents	of Percentage
1	Unsatisfactory	0	0
2	Satisfactory	0	0
3	Fair	2	33%
4	Good	2	33%
5	Very Good	2	34%
TOTAL		6	100

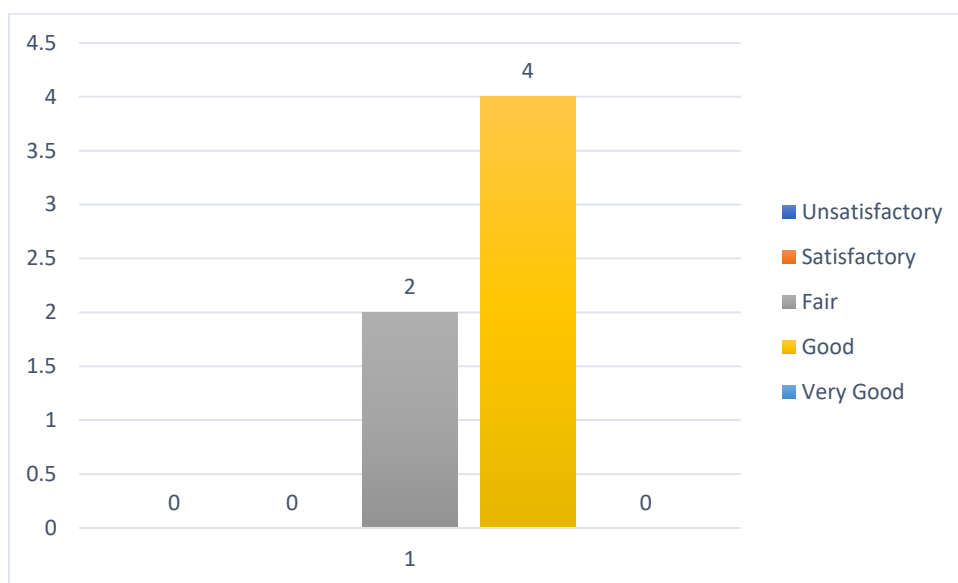


**Observation:**

33% of the respondents responded that they feel very good about the content of the courses they have studied in relation to their current job. And the same percentage of them feels good and fair towards the same.

3. How well were the Program Outcomes met?

Sl no	Ratings	No of respondents	Percentage
1	Unsatisfactory	0	0
2	Satisfactory	0	0
3	Fair	2	33%
4	Good	4	67%
5	Very Good	0	0
<b>TOTAL</b>		<b>6</b>	<b>100</b>

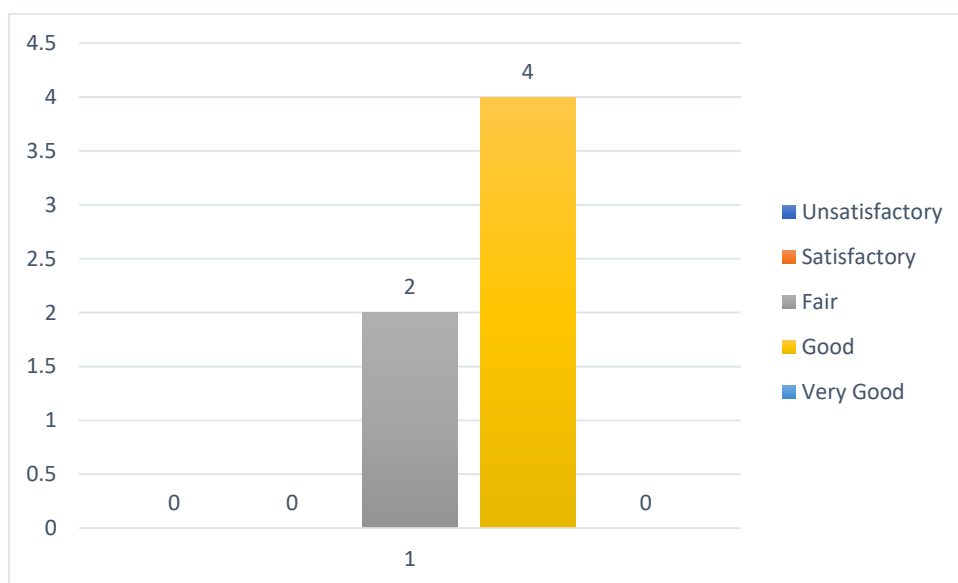


**Observation:**

67% of the respondents said that the way in which program outcomes were met was good and 33% of them said that the programs outcomes were fairly met.

4. How do you rate the skill-oriented courses offered by the college?

Sl no	Ratings	No of respondents	Percentage
1	Unsatisfactory	0	0
2	Satisfactory	0	0
3	Fair	2	33%
4	Good	4	67%
5	Very Good	0	0
<b>TOTAL</b>		<b>6</b>	<b>100</b>

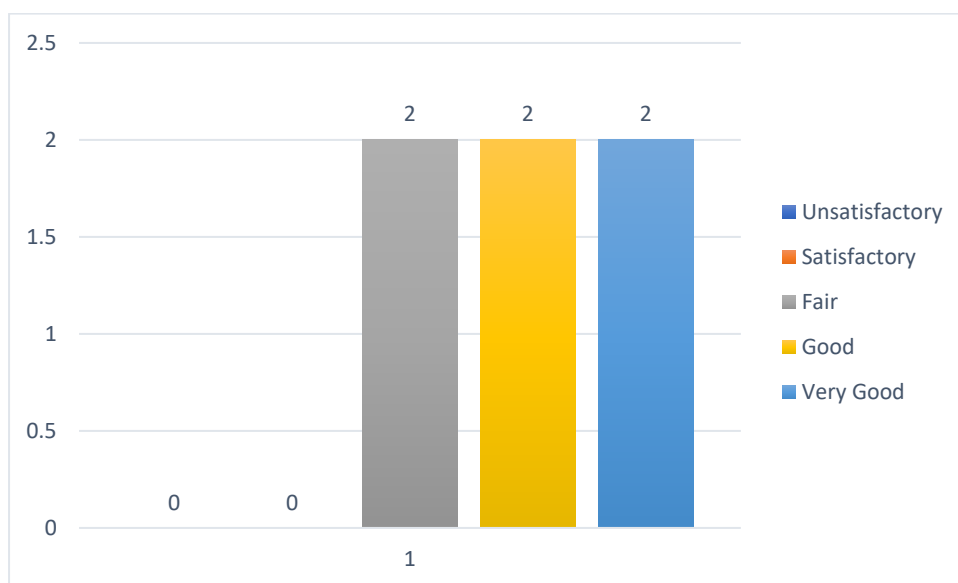


**Observation:**

More than half of the respondents (67% ) of them feel good and 33% of them feel fair about the skill-oriented courses offered by the college.

5. How do you rate the Placement policy of the college?

Sl no	Ratings	No respondents	of Percentage
1	Unsatisfactory	0	0
2	Satisfactory	0	0
3	Fair	2	33%
4	Good	2	33%
5	Very Good	2	34%
TOTAL		6	100

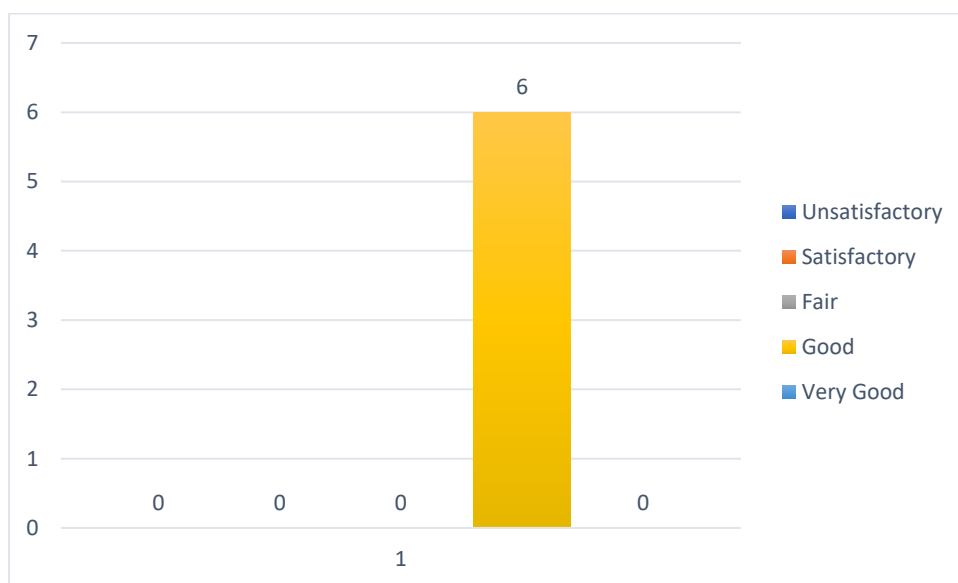


**Observation:**

34% of the respondents said that the placement policy of the college was very good, 33% of the respondents said it is good and remaining 33% said that the placement policy of the college is fair.

6. How do you rate the infrastructure of the college?

Sl no	Ratings	No of respondents	Percentage
1	Unsatisfactory	0	0
2	Satisfactory	0	0
3	Fair	0	0
4	Good	6	100%
5	Very Good	0	0
TOTAL		6	100

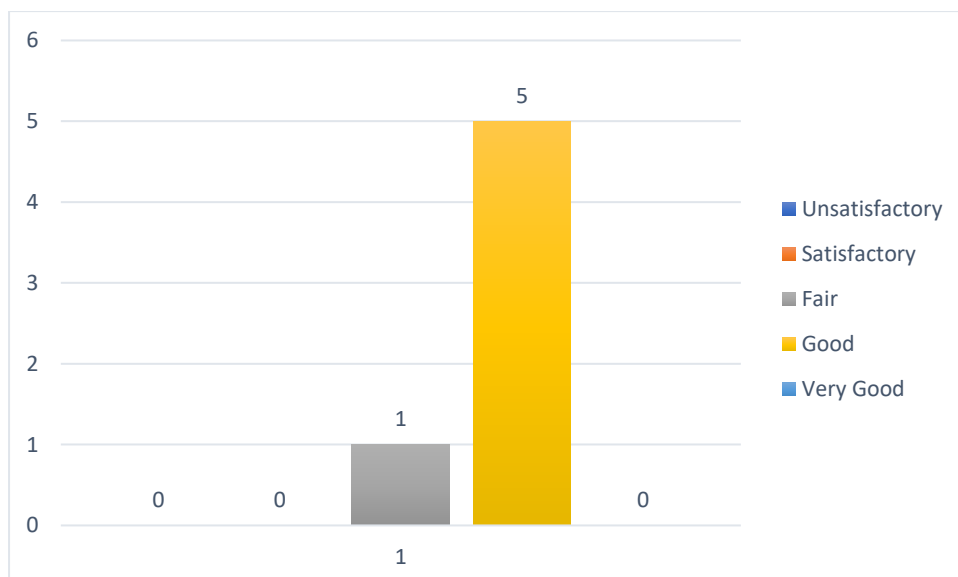


**Observation:**

All the respondents responded positively about the infrastructure facility of the college.

7. Rate the encouragement and the support of the faculty.

Sl no	Ratings	No of respondents	Percentage
1	Unsatisfactory	0	0
2	Satisfactory	0	0
3	Fair	1	17%
4	Good	5	83%
5	Very Good	0	0
<b>TOTAL</b>		<b>6</b>	<b>100</b>



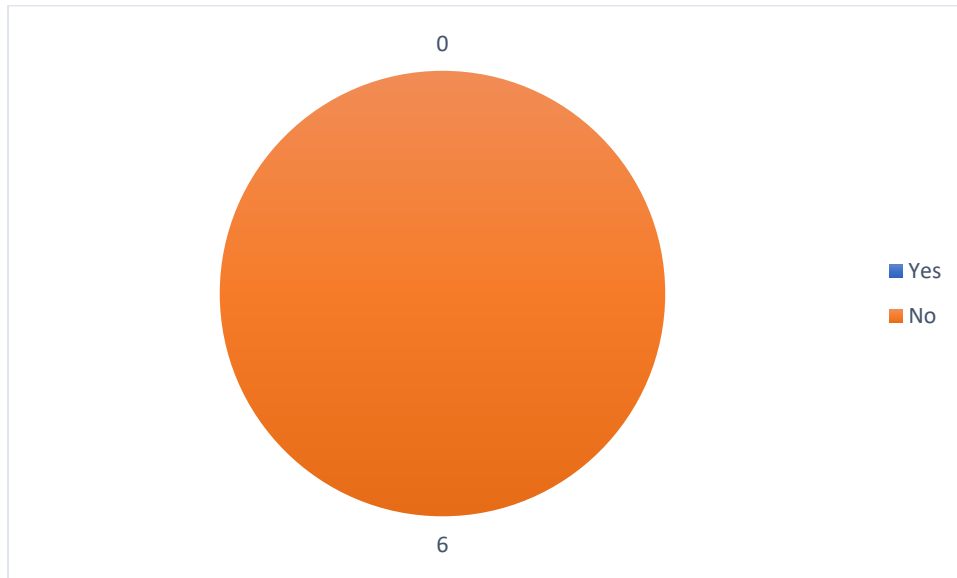
**Observation:**

83% of the respondents said that they received good encouragement and remaining 17% of them said that they received fair encouragement and support of the faculty.



8. Have you participated in any of the alumni meet? Yes /no

Sl no	Ratings	No of respondents	Percentage
1	Yes	0	0
2	No	6	100%

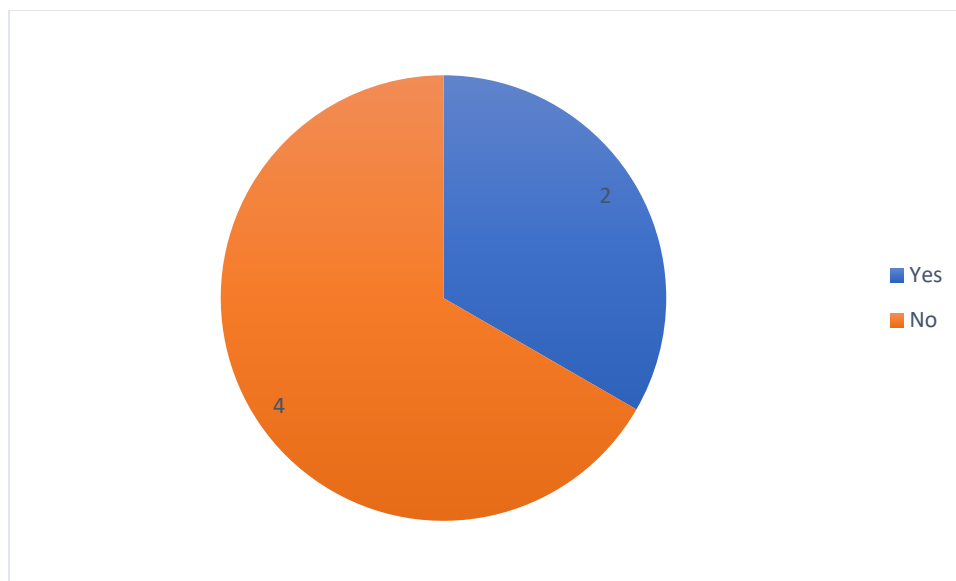


**Observation:**

None of the respondents have attended any alumni meet of the college.

9. Will you be interested in delivering a guest talk/motivational session for your juniors? Yes/No

Sl no	Ratings	No of respondents	Percentage
1	Yes	2	33%
2	No	4	67%
<b>TOTAL</b>		<b>6</b>	<b>100</b>



**Observation:**

From the above graph it is observed that 67% of the alumni respondents are not interested in delivering a guest talk/motivational session for their juniors and only 33% of them have shown interest in delivering the lecturers.

10. Would you like to contribute to the development of the institution? If yes, how?

- Yes. I can donate some amount to help talented students who are financially weak.