

# **NMKRV COLLEGE FOR WOMEN**

**3<sup>rd</sup> Block Jayanagar, Bangalore - 560 011**

*Autonomous Institution*



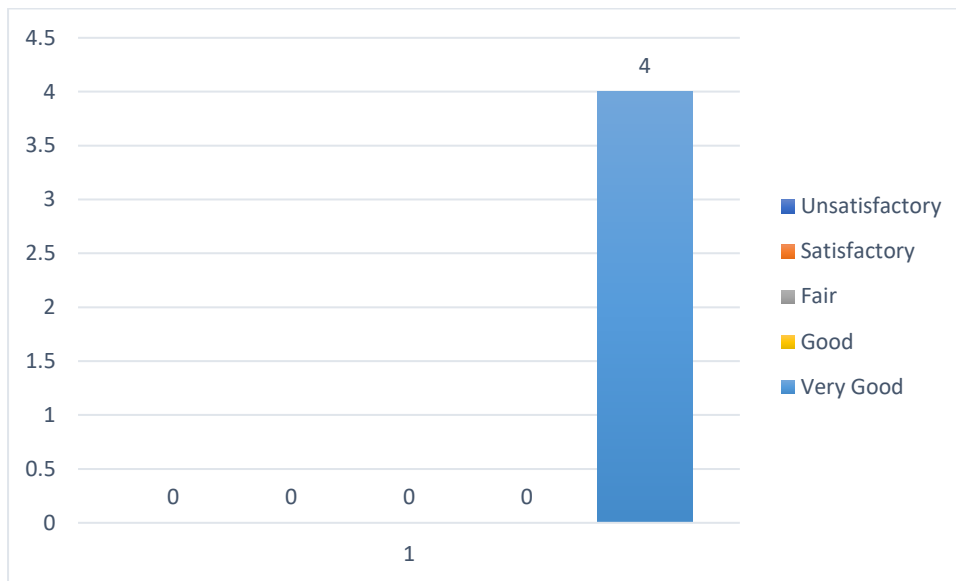
**ALUMNI FEEDBACK – 2014-15**

**HUMANITIES JKP**

<b>Total Number of Respondents</b>	<b>4</b>
------------------------------------	----------

1. Do you feel proud to be associated with NMKRV as an alumnus?

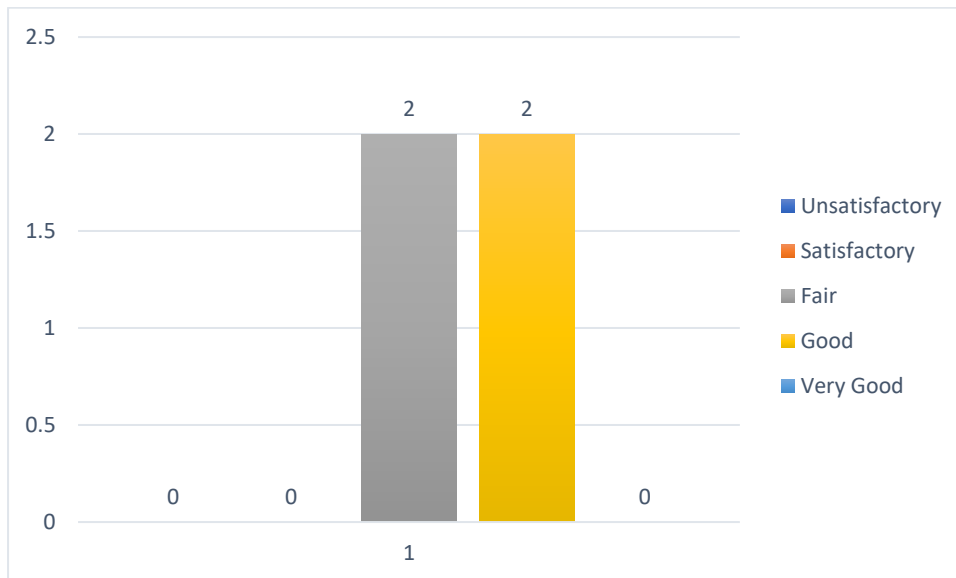
Sl No	Ratings	No. of respondents	Percentage
1	Unsatisfactory	0	0
2	Satisfactory	0	0
3	Fair	0	0
4	Good	0	0
5	Very Good	4	100%
Total		4	100



**Observation:** All the respondents feel very proud to be associated with NMKRV as an alumnus.

2. How do you rate the content of the courses you have studied, in relation to your current job?

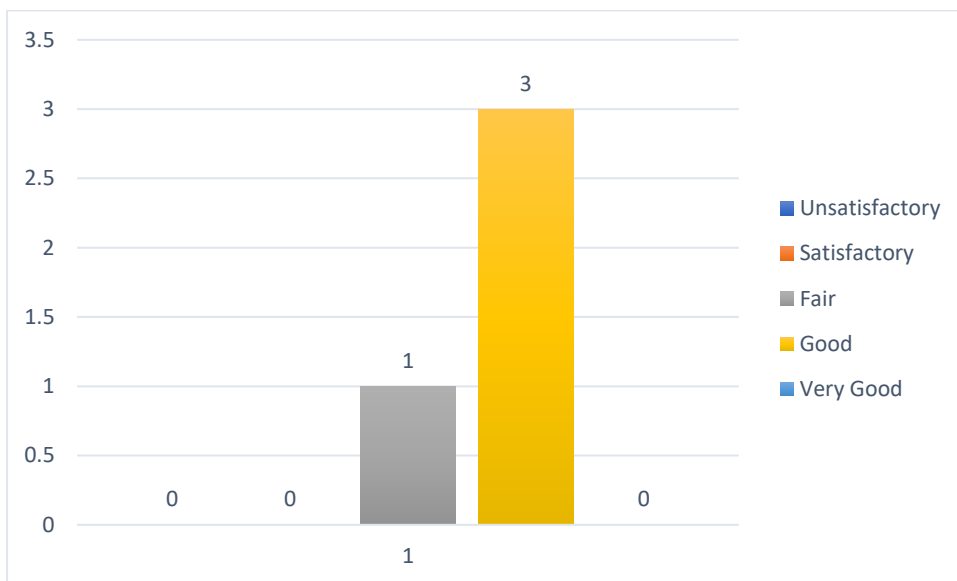
Sl No	Ratings	No. of respondents	Percentage
1	Unsatisfactory	0	0
2	Satisfactory	0	0
3	Fair	2	50%
4	Good	2	50%
5	Very Good	0	0
Total		4	100



**Observation:** 50% of the respondents said that the contents of the courses they have studied is good and remaining 50% of them said that it is fair, in relation to their current job.

### 3. How well were the Program Outcomes met?

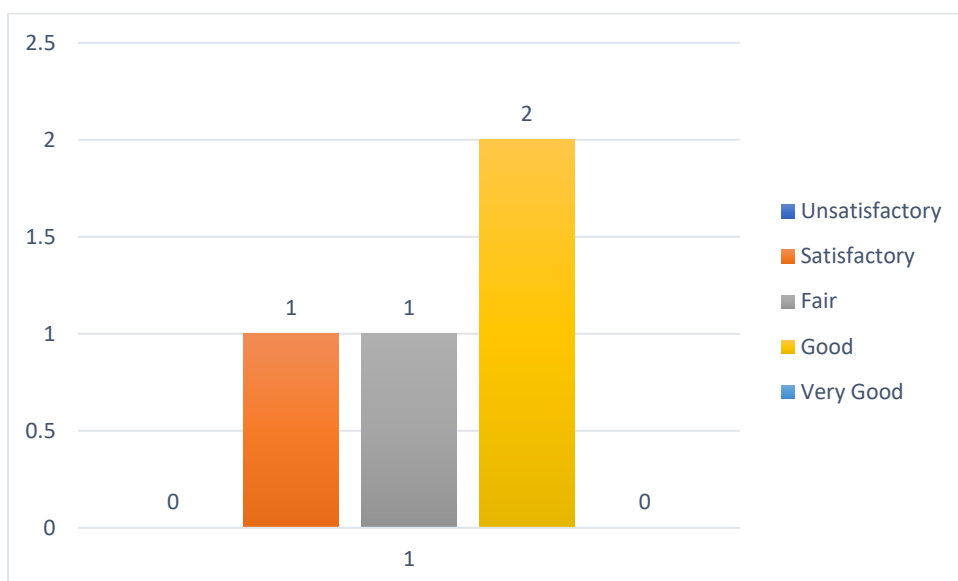
Sl No	Ratings	No. of respondents	Percentage
1	Unsatisfactory	0	0
2	Satisfactory	0	0
3	Fair	1	25%
4	Good	3	75%
5	Very Good	0	0
Total		4	100



**Observation:** 75% of the respondents said that program outcomes were well met and remaining 25% of them said that the manner in which the program outcomes were met was fair.

4. How do you rate the skill-oriented courses offered by the college?

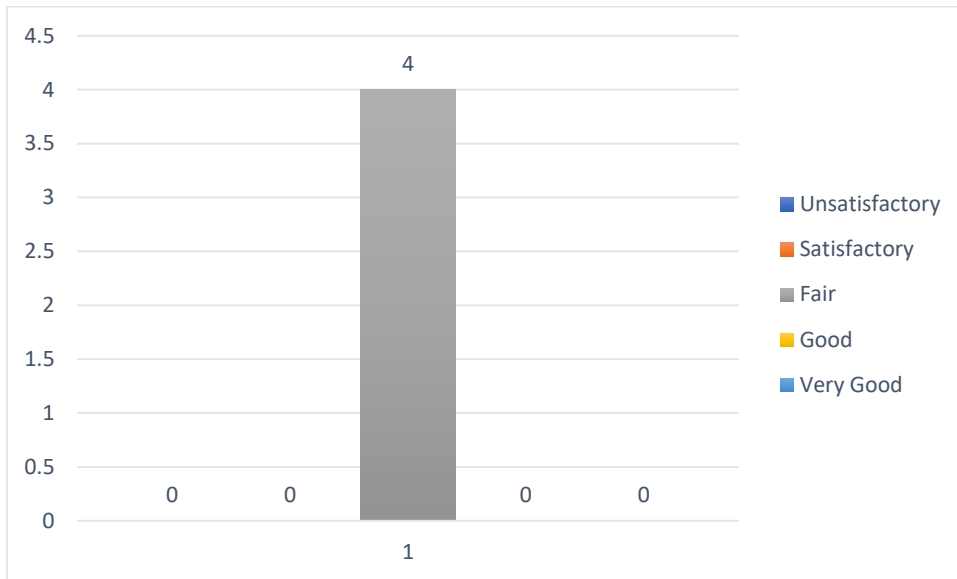
Sl No	Ratings	No. of respondents	Percentage
1	Unsatisfactory	0	0
2	Satisfactory	1	25%
3	Fair	1	25%
4	Good	2	50%
5	Very Good	0	0
Total		4	100



**Observation:** 50% of the respondents said that the skill-oriented courses offered by the college is good, 25% of the respondents said it is fair and remaining 25% of the respondents said that it is satisfactory.

5. How do you rate the Placement policy of the college?

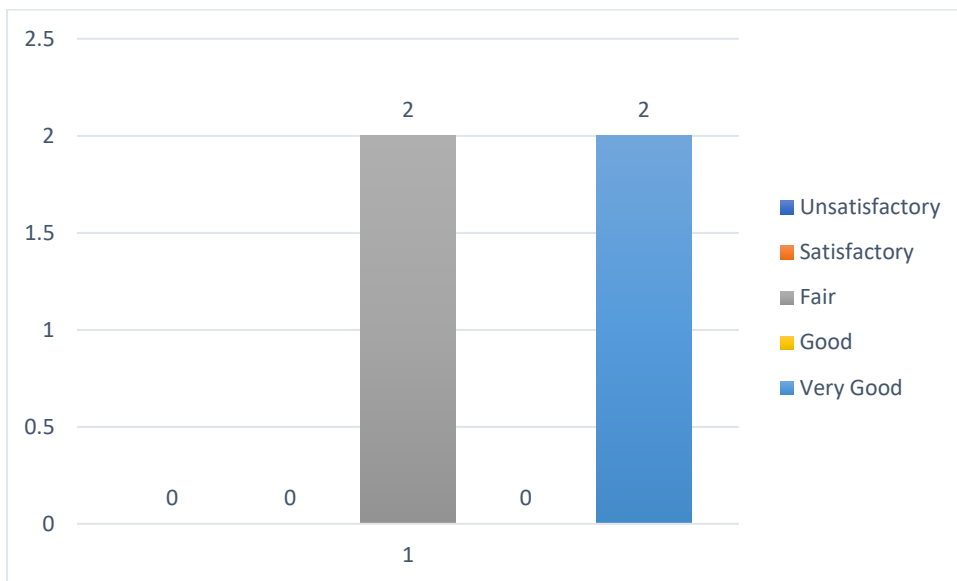
Sl No	Ratings	No. of respondents	Percentage
1	Unsatisfactory	0	0
2	Satisfactory	0	0
3	Fair	4	100%
4	Good	0	0
5	Very Good	0	0
Total		4	100



**Observation:** All the respondents said that the placement policy of the college is fair.

6. How do you rate the infrastructure of the college?

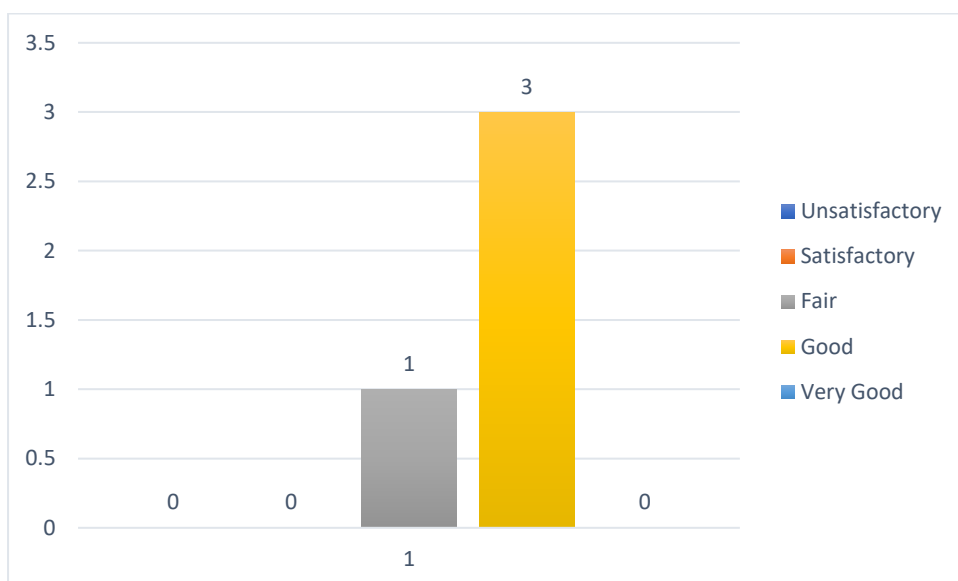
Sl No	Ratings	No. of respondents	Percentage
1	Unsatisfactory	0	0
2	Satisfactory	0	0
3	Fair	2	50%
4	Good	0	0
5	Very Good	2	50%
Total		4	100



**Observation:** 50% of the respondents rated the infrastructure of the college as very good and remaining 50% rated the infrastructure of the college as fair.

7. Rate the encouragement and the support of the faculty.

Sl No	Ratings	No. of respondents	Percentage
1	Unsatisfactory	0	0
2	Satisfactory	0	0
3	Fair	1	25%
4	Good	3	75%
5	Very Good	0	0
Total		4	100

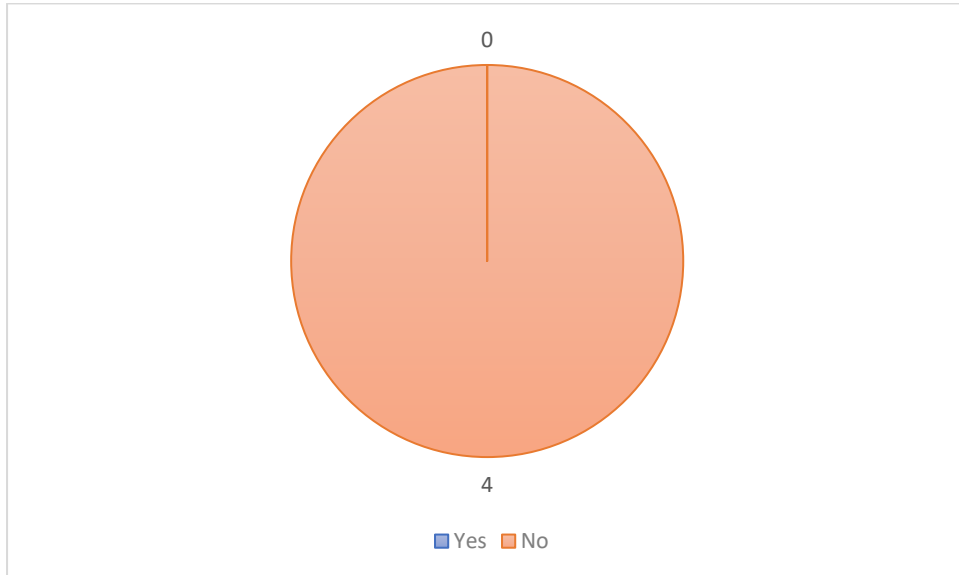


**Observation:** 75% of the respondents said that they have received good encouragement and remaining 25% of them said that they have received fair encouragement and support from the faculty.



8. Have you participated in any of the alumni meet? Yes /no

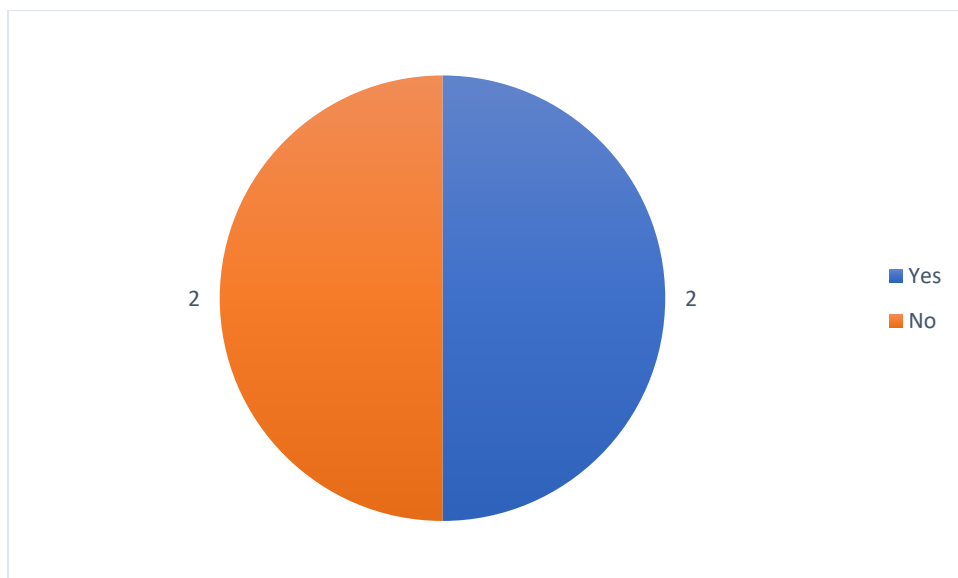
SL No	Ratings	No of Respondents	Percentage
1	Yes	0	0
2	No	4	100%
Total		4	100



**Observation:** All the respondents have participated in any of the alumni meets.

9. Will you be interested in delivering a guest talk/motivational session for your juniors?  
Yes/No

SL No	Ratings	No of Respondents	Percentage
1	Yes	2	50%
2	No	2	50%
Total		4	100



**Observation:** 50% of the respondents expressed interest and remaining 50% of them said that they may not be interested in delivering a guest talk/ motivational session for their juniors.

10. Would you like to contribute to the development of the institution? If yes, how?

NO RESPONSES GIVEN BY STUDENTS