

NMKRV COLLEGE FOR WOMEN

3rd Block Jayanagar, Bangalore - 560 011

Autonomous Institution



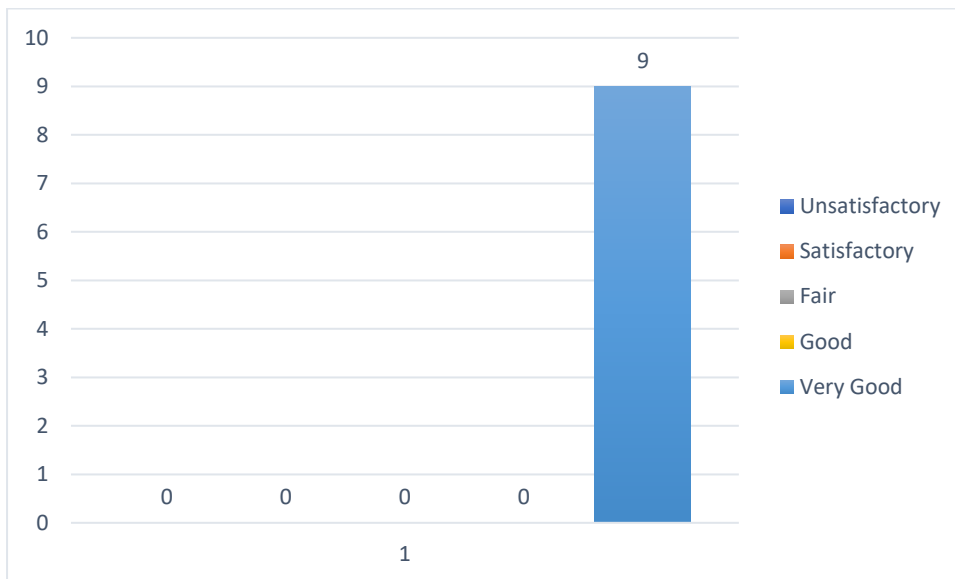
ALUMNI FEEDBACK – 2014-15

HUMANITIES JEP

Total Number of Respondents	9
------------------------------------	----------

1. Do you feel proud to be associated with NMKRV as an alumnus?

Sl No	Ratings	No. of respondents	Percentage
1	Unsatisfactory	0	0
2	Satisfactory	0	0
3	Fair	0	0
4	Good	0	0
5	Very Good	9	100%
Total		9	100

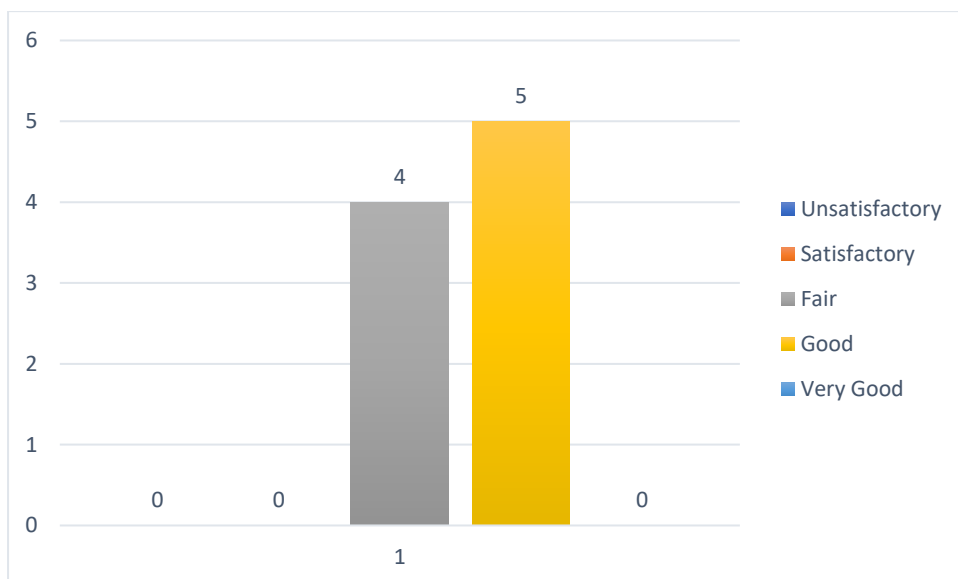


Observation:

All the respondents feel very proud to be associated with NMKRV as an alumnus.

2. How do you rate the content of the courses you have studied, in relation to your current job?

Sl No	Ratings	No. of respondents	Percentage
1	Unsatisfactory	0	0
2	Satisfactory	0	0
3	Fair	4	44%
4	Good	5	56%
5	Very Good	0	0
Total		9	100

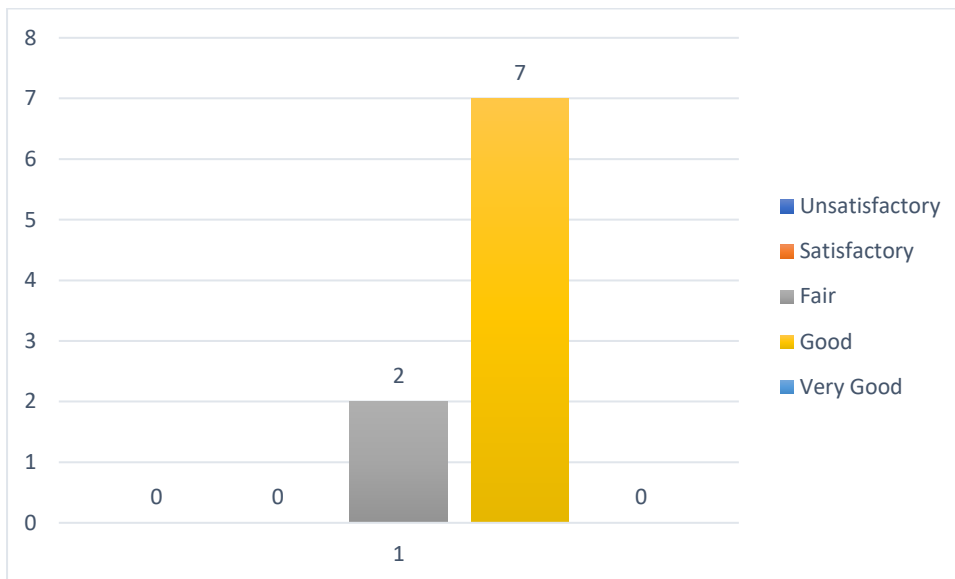


Observation:

56% of the respondents rated the content of the course they have studied as good and remaining 44% said that it is fair, in relation to their current job.

3. How well were the Program Outcomes met?

Sl No	Ratings	No. of respondents	Percentage
1	Unsatisfactory	0	0
2	Satisfactory	0	0
3	Fair	2	22.2%
4	Good	7	77.7%
5	Very Good	0	0
Total		9	100

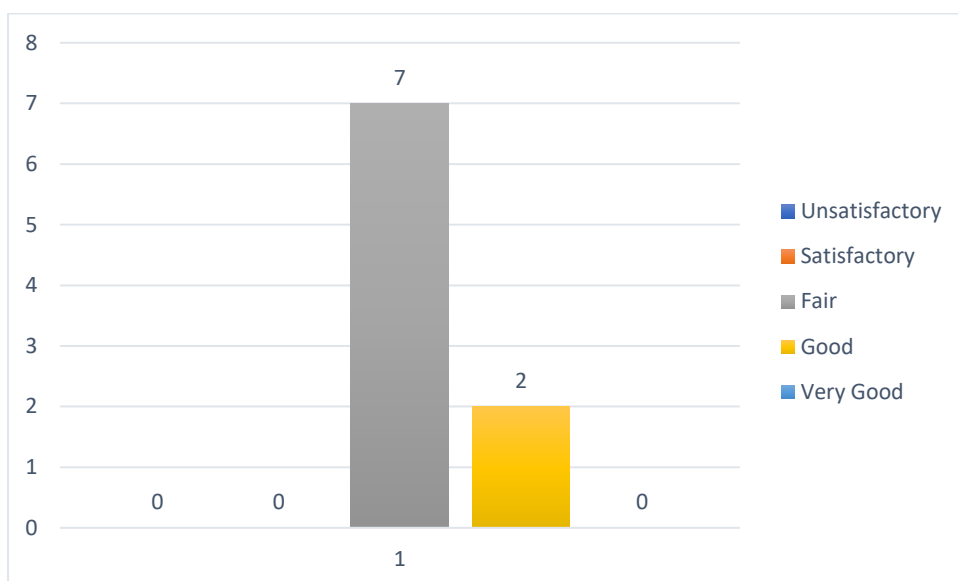


Observation:

78% of the respondents said that the program outcomes were well met and remaining 22% of them said that the manner in which the program outcomes were met was fair.

4. How do you rate the skill-oriented courses offered by the college?

Sl No	Ratings	No. of respondents	Percentage
1	Unsatisfactory	0	0
2	Satisfactory	0	0
3	Fair	7	77.77%
4	Good	2	22.22%
5	Very Good	0	0
Total		9	100

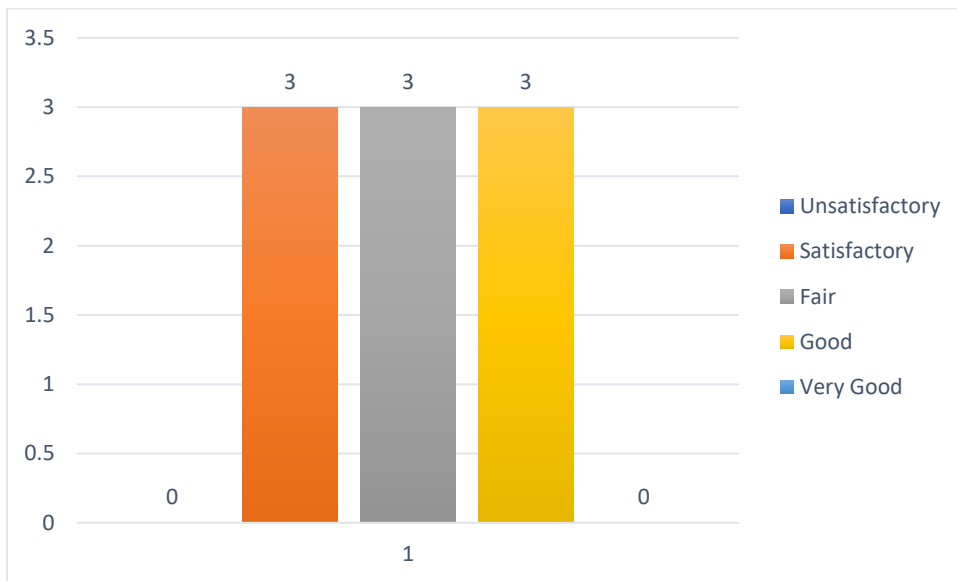


Observation:

77% of the respondents rated the skill oriented courses offered by the college as fair and remaining 22% said that the courses were good.

5. How do you rate the Placement policy of the college?

Sl No	Ratings	No. of respondents	Percentage
1	Unsatisfactory	0	0
2	Satisfactory	3	33.33%
3	Fair	3	33.33%
4	Good	3	33.33%
5	Very Good	0	0
Total		9	100

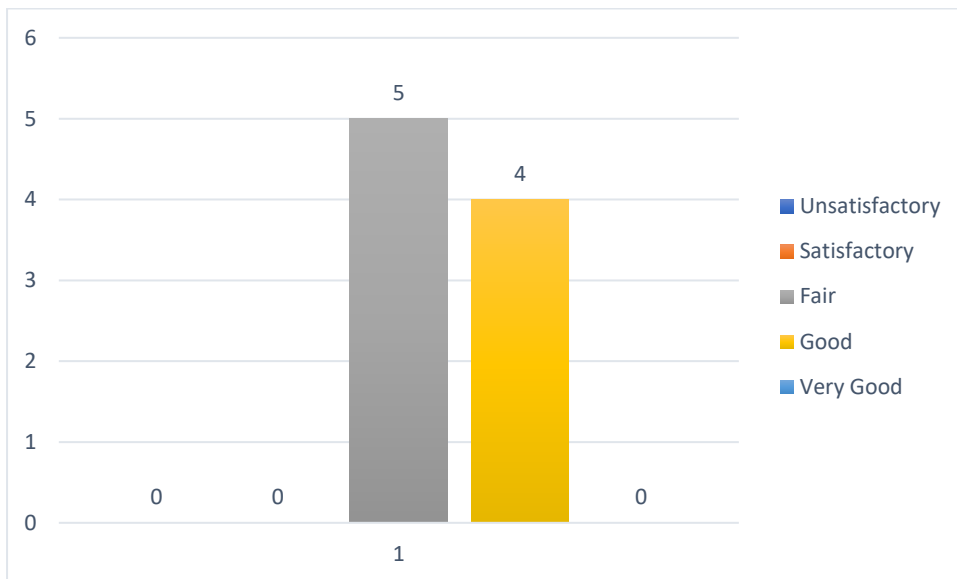


Observation:

33.33% of the respondents said that the placement policy of the college is good, another 33.33% of the respondents said it is fair and remaining 33.33% said that the placement policy of the college is satisfactory.

6. How do you rate the infrastructure of the college?

Sl No	Ratings	No. of respondents	Percentage
1	Unsatisfactory	0	0
2	Satisfactory	0	0
3	Fair	5	55.55%
4	Good	4	44.44%
5	Very Good	0	0
Total		9	100

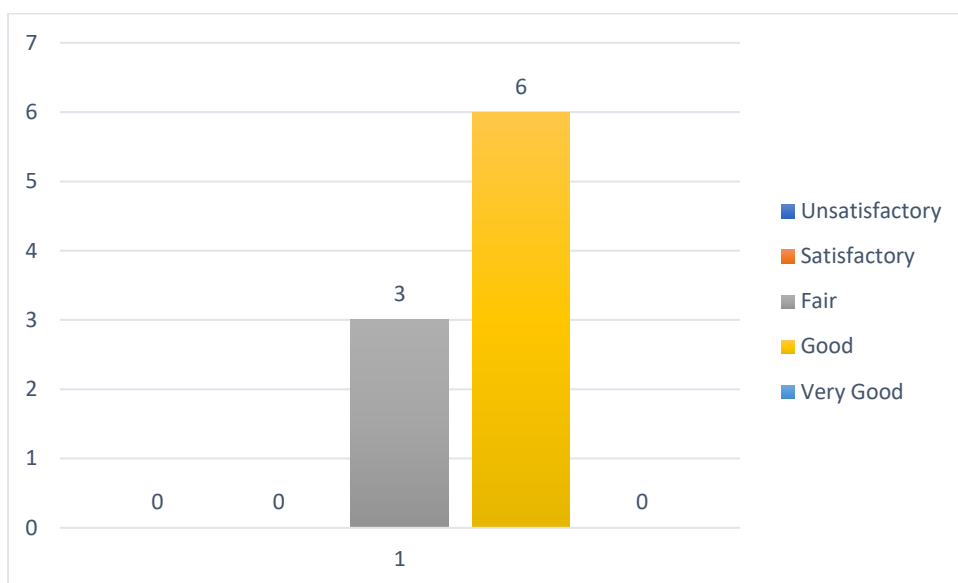


Observation:

56% of the respondents said that the infrastructure of the college is fair and remaining 44% said that the infrastructure of the college is good.

7. Rate the encouragement and the support of the faculty.

Sl No	Ratings	No. of respondents	Percentage
1	Unsatisfactory	0	0
2	Satisfactory	0	0
3	Fair	3	33.33%
4	Good	6	66.66%
5	Very Good	0	0
Total		9	100

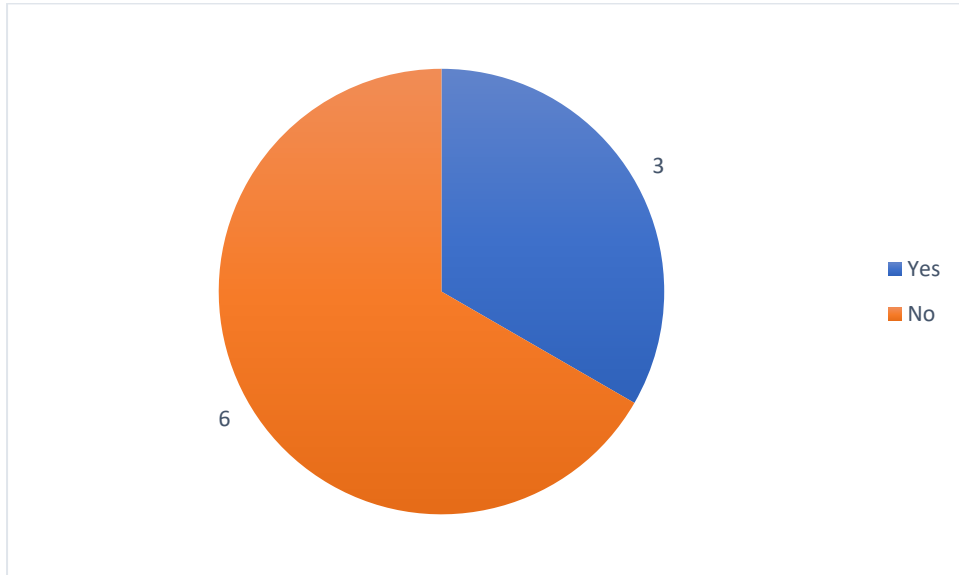


Observation:

67% of the respondents said that they received good encouragement and remaining 33% of them said they received fair encouragement and support of the faculty.

8. Have you participated in any of the alumni meet? Yes /no

SL No	Ratings	No of Respondents	Percentage
1	Yes	3	33.33%
2	No	6	66.66%
Total		9	100

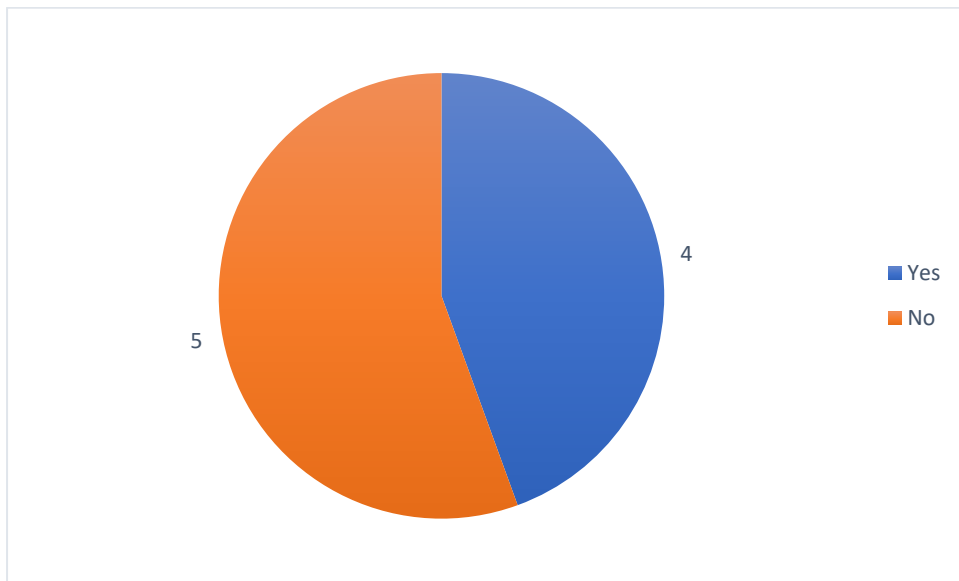


Observation:

67% of the respondents have not participated in any of the alumni meets and remaining 33% of them have participated in the alumni meet.

9. Will you be interested in delivering a guest talk/motivational session for your juniors?
Yes/No

SL No	Ratings	No of Respondents	Percentage
1	Yes	4	44.44%
2	No	5	55.55%
Total		9	100



Observation: 56% of the respondents said that they may not be interested and remaining 44% of them expressed interest in delivering a guest talk/ motivational session for their juniors.

10. Would you like to contribute to the development of the institution? If yes, how?

NO RESPONSES GIVEN BY STUDENTS