

# **NMKRV COLLEGE FOR WOMEN**

**3<sup>rd</sup> Block Jayanagar, Bangalore - 560 011**

*Autonomous Institution*



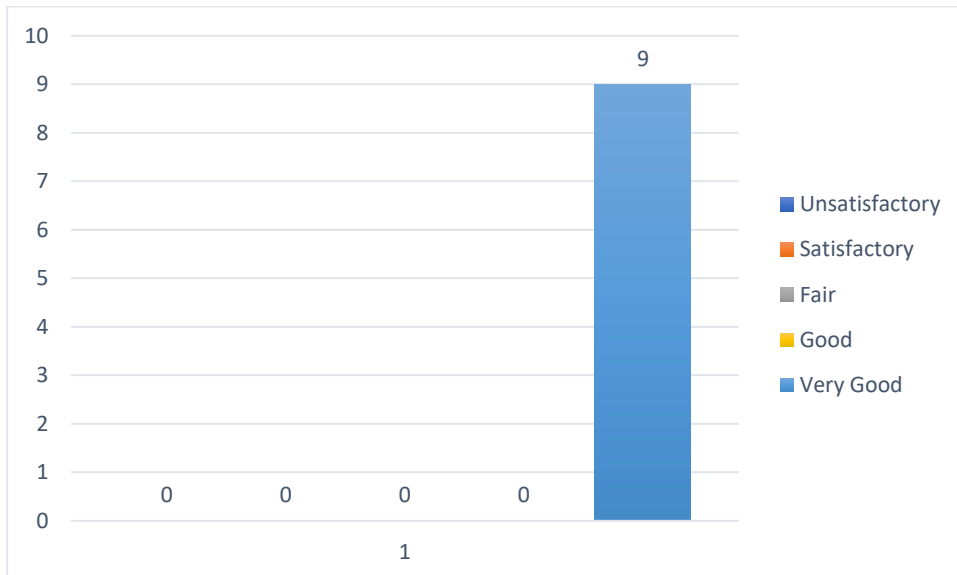
**ALUMNI FEEDBACK – 2014-15**

**HUMANITIES HES**

<b>Total Number of Respondents</b>	<b>9</b>
------------------------------------	----------

1. Do you feel proud to be associated with NMKRV as an alumnus?

Sl No	Ratings	No. of respondents	Percentage
1	Unsatisfactory	0	0
2	Satisfactory	0	0
3	Fair	0	0
4	Good	0	0
5	Very Good	9	100%
Total		9	100

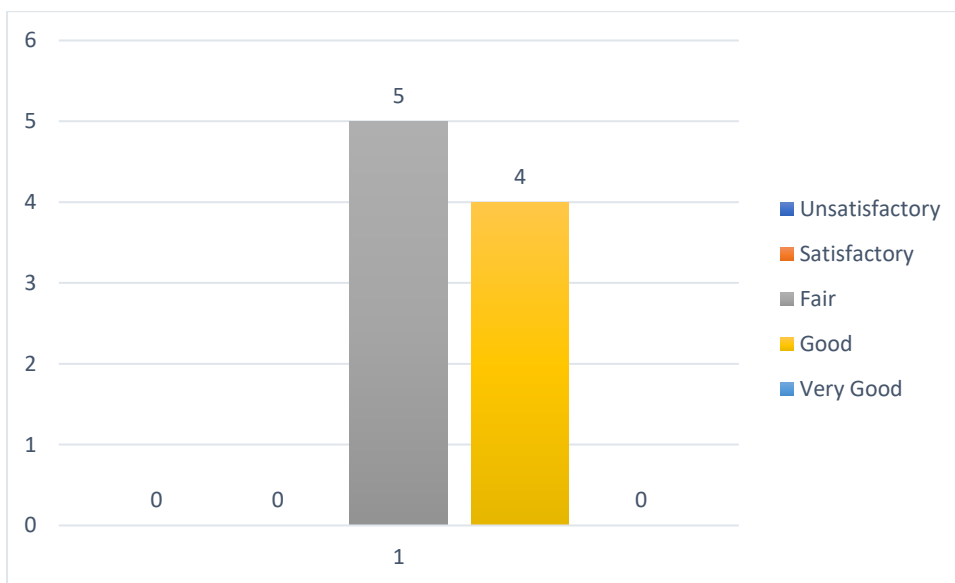


**Observation:**

All respondents feel proud to be associated with NMKRV as an alumnus.

2. How do you rate the content of the courses you have studied, in relation to your current job?

Sl No	Ratings	No. of respondents	Percentage
1	Unsatisfactory	0	0
2	Satisfactory	0	0
3	Fair	5	55.55%
4	Good	4	44.44%
5	Very Good	0	0
Total		9	100

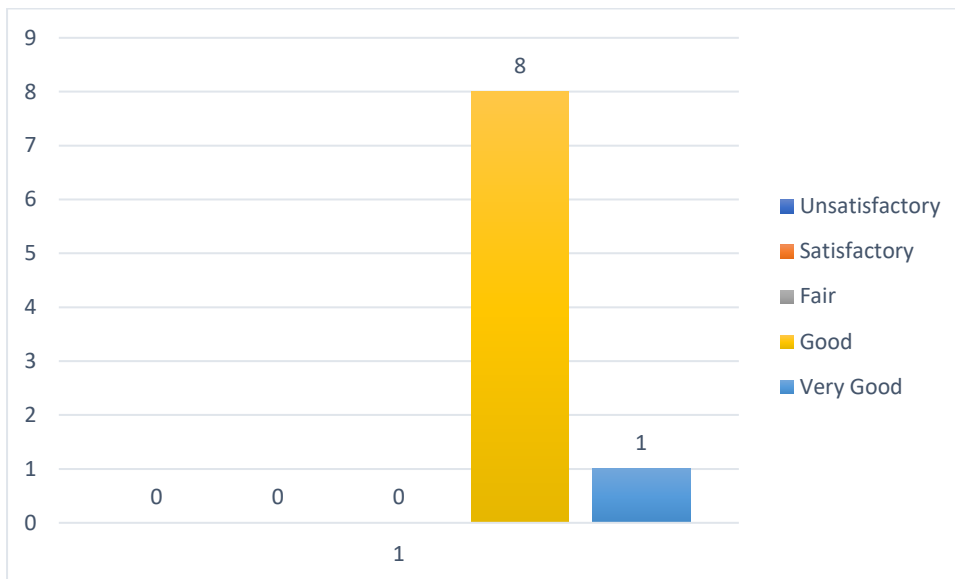


**Observation:**

56% of the respondents rated the content of the course they have studied as fair and remaining 44% said that it is good, in relation to their current job.

### 3. How well were the Program Outcomes met?

Sl No	Ratings	No. of respondents	Percentage
1	Unsatisfactory	0	0
2	Satisfactory	0	0
3	Fair	0	0
4	Good	8	88.8%
5	Very Good	1	11.11%
Total		9	100

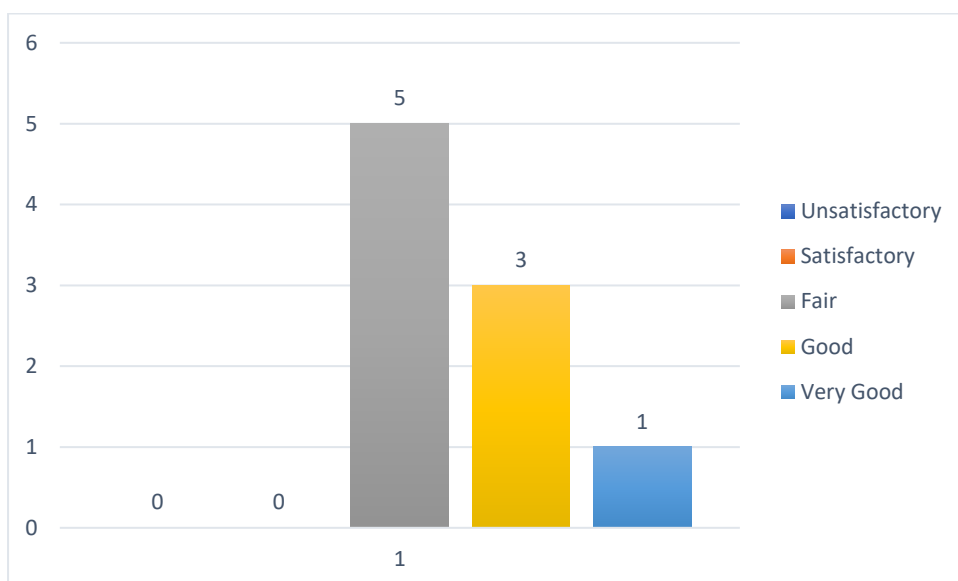


#### **Observation:**

89% of the respondents said that the program outcomes were well met and remaining 11% of them said that the program outcomes were very well met.

4. How do you rate the skill-oriented courses offered by the college?

Sl No	Ratings	No. of respondents	Percentage
1	Unsatisfactory	0	0
2	Satisfactory	0	0
3	Fair	5	55.55%
4	Good	3	33.33%
5	Very Good	1	11.11%
Total		9	100

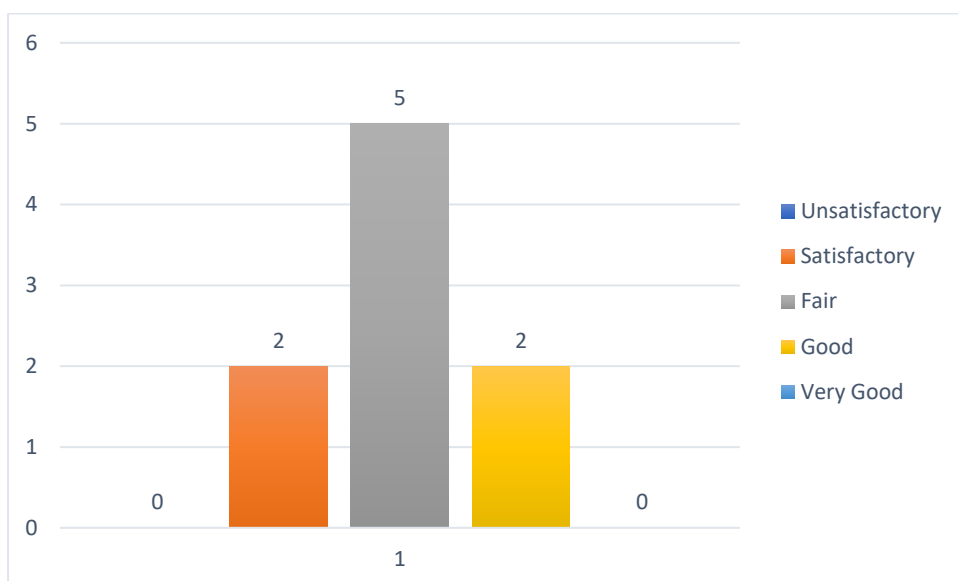


**Observation:**

56% of the respondents said that the skill-oriented courses offered by the college is fair, another 33% of them said that it is good and remaining 11% of them said that the courses offered by the college are very good.

5. How do you rate the Placement policy of the college?

Sl No	Ratings	No. of respondents	Percentage
1	Unsatisfactory	0	0
2	Satisfactory	2	22.22%
3	Fair	5	55.55%
4	Good	2	22.22%
5	Very Good	0	0
Total		9	100

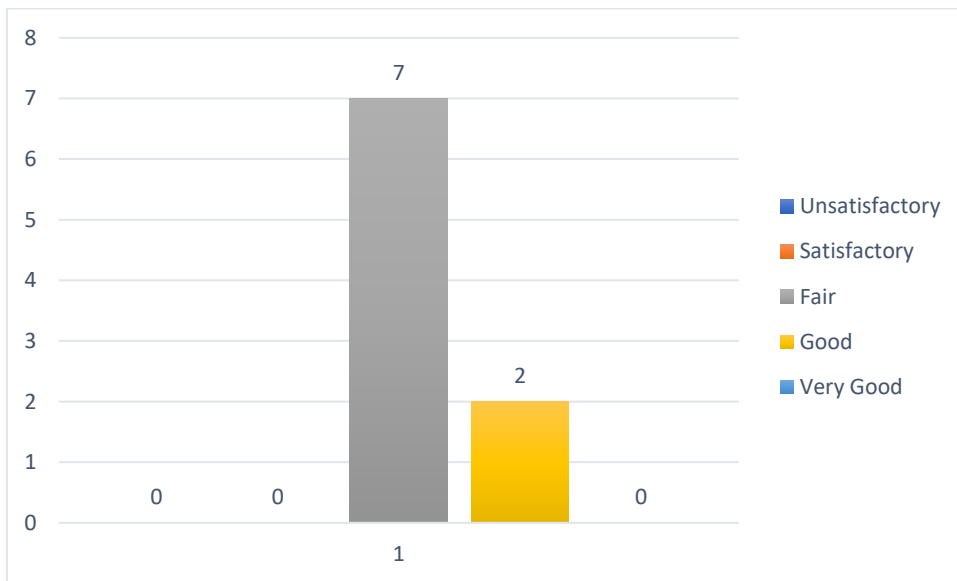


**Observation:**

56% of the respondents said that the placement policy of the college is fair, 22% of them said that it is good and remaining 22% of the respondents said that the placement policy of the college is satisfactory.

6. How do you rate the infrastructure of the college?

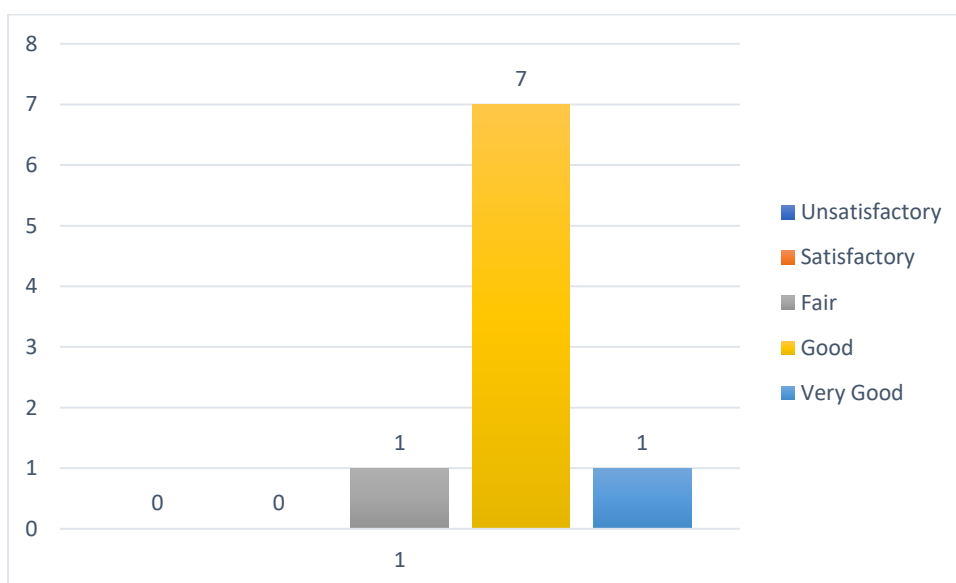
Sl No	Ratings	No. of respondents	Percentage
1	Unsatisfactory	0	0
2	Satisfactory	0	0
3	Fair	7	77.77%
4	Good	2	22.22%
5	Very Good	0	0
Total		9	100



**Observation:** 78% of the respondents said that the infrastructure of the college is fair and remaining 22% of the respondents said that the infrastructure of the college is good.

7. Rate the encouragement and the support of the faculty.

Sl No	Ratings	No. of respondents	Percentage
1	Unsatisfactory	0	0
2	Satisfactory	0	0
3	Fair	1	11.11%
4	Good	7	77.77%
5	Very Good	1	11.11%
Total		9	100

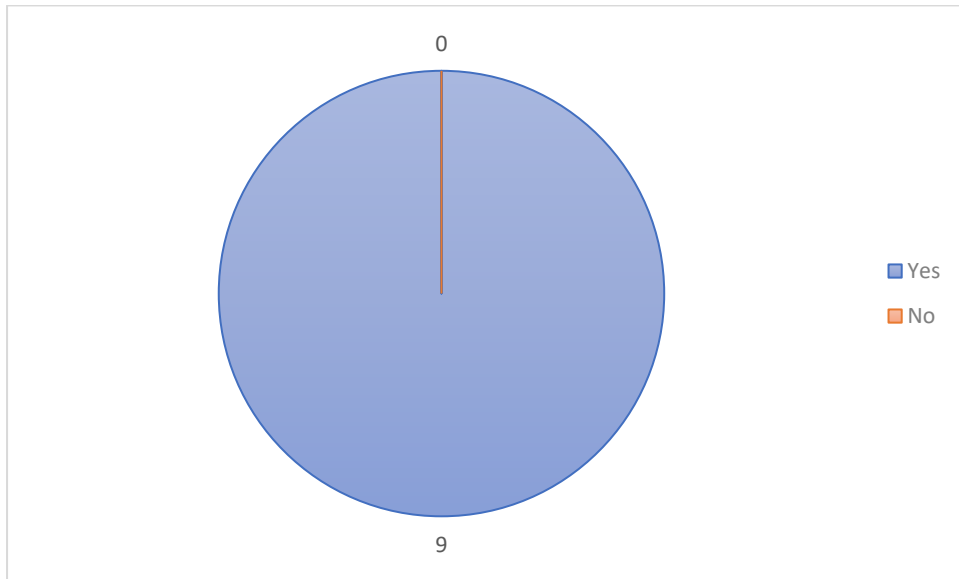


**Observation:** 78% of the respondents said that they received good encouragement, 11% of them said that they received very good encouragement and remaining 11% of them said that they received fair encouragement and support of the faculty.



8. Have you participated in any of the alumni meet? Yes /no

SL No	Ratings	No of Respondents	Percentage
1	Yes	9	100%
2	No	0	0
Total		9	100

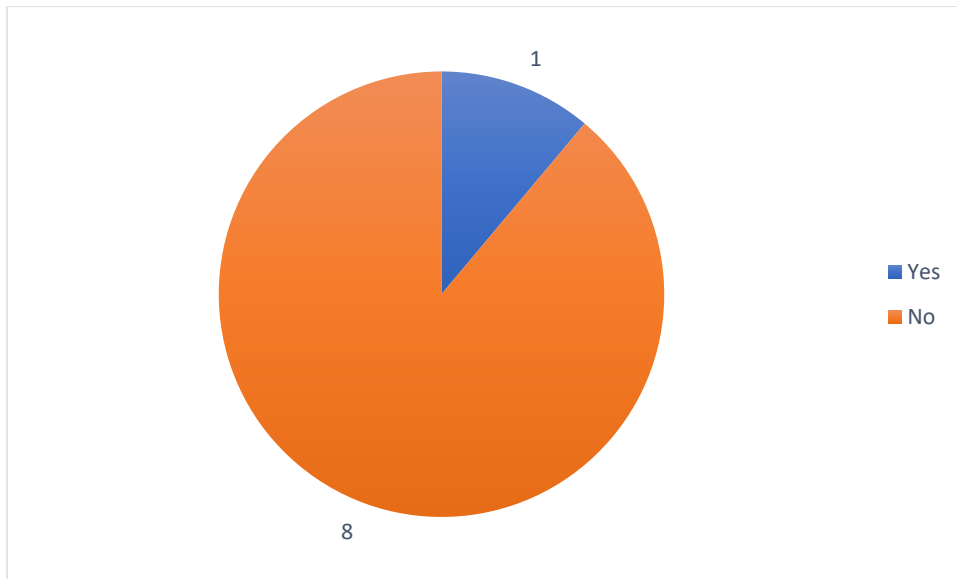


**Observation:**

All the respondents have participated in the alumni meet of the college.

9. Will you be interested in delivering a guest talk/motivational session for your juniors?  
Yes/No

SL No	Ratings	No of Respondents	Percentage
1	Yes	1	11.11%
2	No	8	88.88%
Total		9	100



**Observation:** 89% of the respondents said that they may not be interested and remaining 11% of the respondents expressed interest in delivering a guest talk/ motivational session for their juniors.

10. Would you like to contribute to the development of the institution? If yes, how?

NO RESPONSES GIVEN BY STUDENTS