

NMKRV COLLEGE FOR WOMEN

3rd Block Jayanagar, Bangalore - 560 011

Autonomous Institution



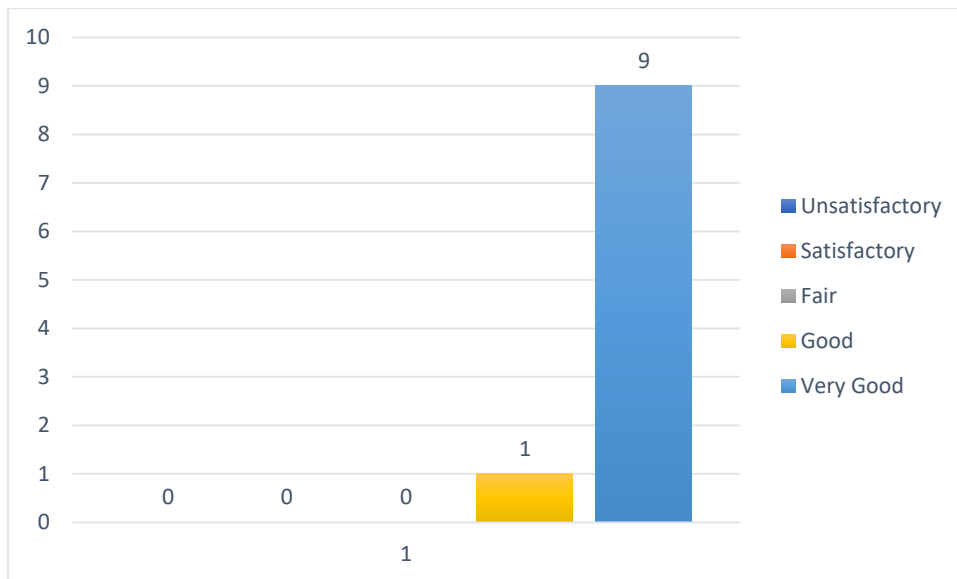
ALUMNI FEEDBACK – 2014-15

HUMANITIES ESP

Total Number of Respondents	10
------------------------------------	-----------

1. Do you feel proud to be associated with NMKRV as an alumnus?

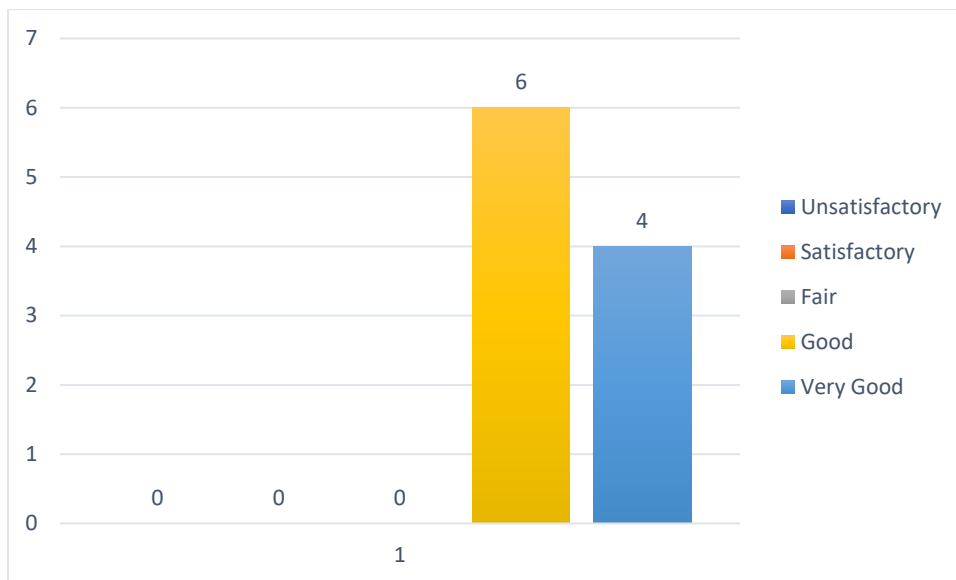
Sl No	Ratings	No. of respondents	Percentage
1	Unsatisfactory	0	0
2	Satisfactory	0	0
3	Fair	0	0
4	Good	1	10%
5	Very Good	9	90%
Total		10	100



Observation: 90% of the respondents feel very proud and 10% of them feel proud to be associated with NMKRV as an alumnus.

2. How do you rate the content of the courses you have studied, in relation to your current job?

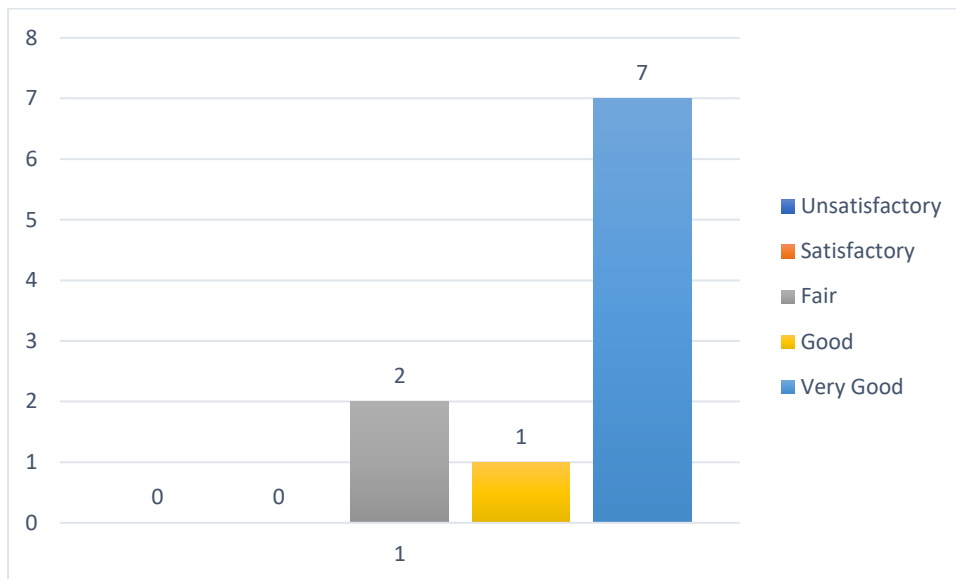
Sl No	Ratings	No. of respondents	Percentage
1	Unsatisfactory	0	0
2	Satisfactory	0	0
3	Fair	0	0
4	Good	6	60%
5	Very Good	4	40%
Total		10	100



Observation: 60% of the respondents rated the content of the courses they have studied as good, remaining 40% of them rated the content as very good in relation to their current job.

3. How well were the Program Outcomes met?

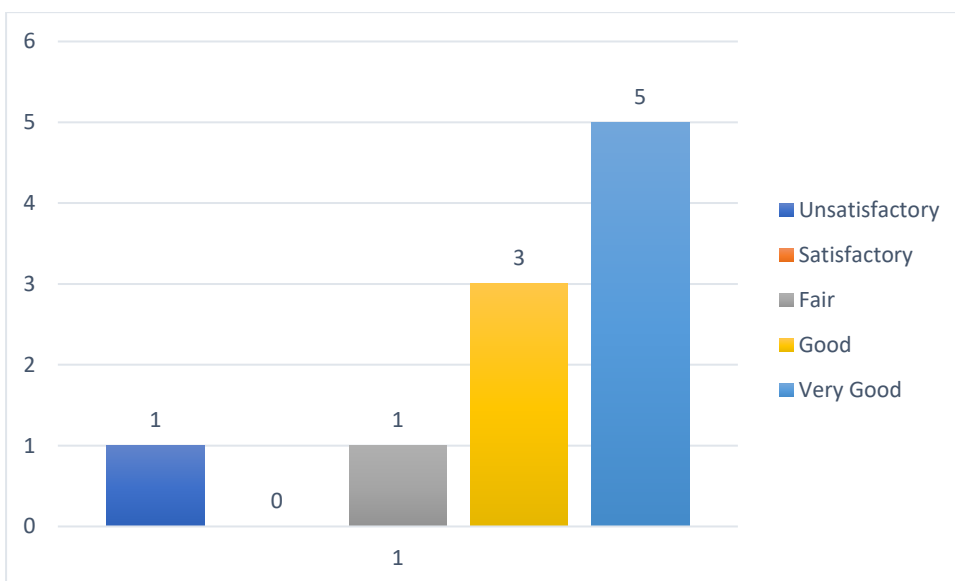
Sl No	Ratings	No. of respondents	Percentage
1	Unsatisfactory	0	0
2	Satisfactory	0	0
3	Fair	2	20%
4	Good	1	10%
5	Very Good	7	70%
Total		10	100



Observation: 70% of the respondents said that the program outcomes were very well met, 20 of them said that they were fairly met and remaining 10% said that the program outcomes were well met.

4. How do you rate the skill-oriented courses offered by the college?

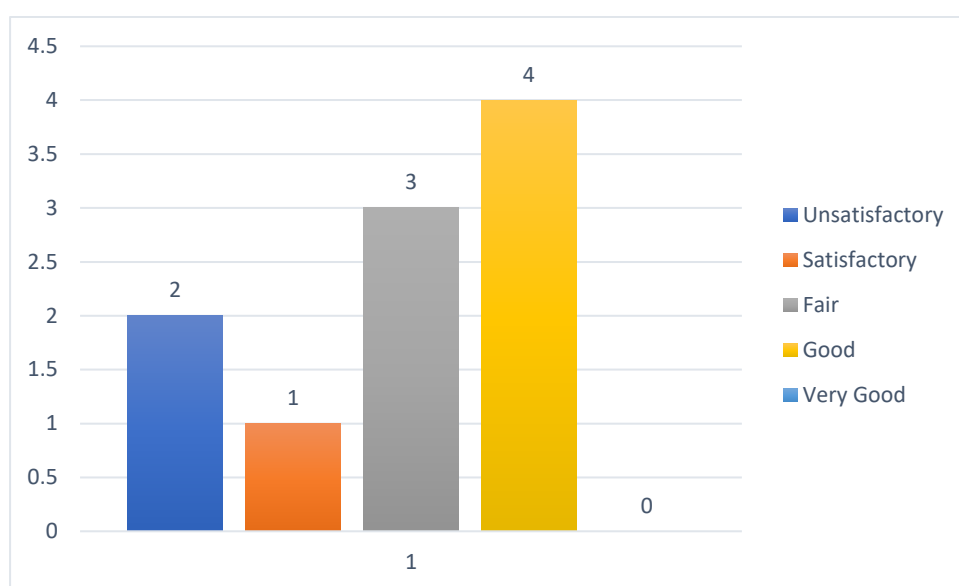
Sl No	Ratings	No. of respondents	Percentage
1	Unsatisfactory	1	10%
2	Satisfactory	0	0
3	Fair	1	10%
4	Good	3	30%
5	Very Good	5	50%
Total		10	100



Observation: 50% of the respondents said that the skill-oriented courses offered by the college is very good, 30% of them said it is good, 10% of them said that it is fair and remaining 10% of them said that it is unsatisfactory.

5. How do you rate the Placement policy of the college?

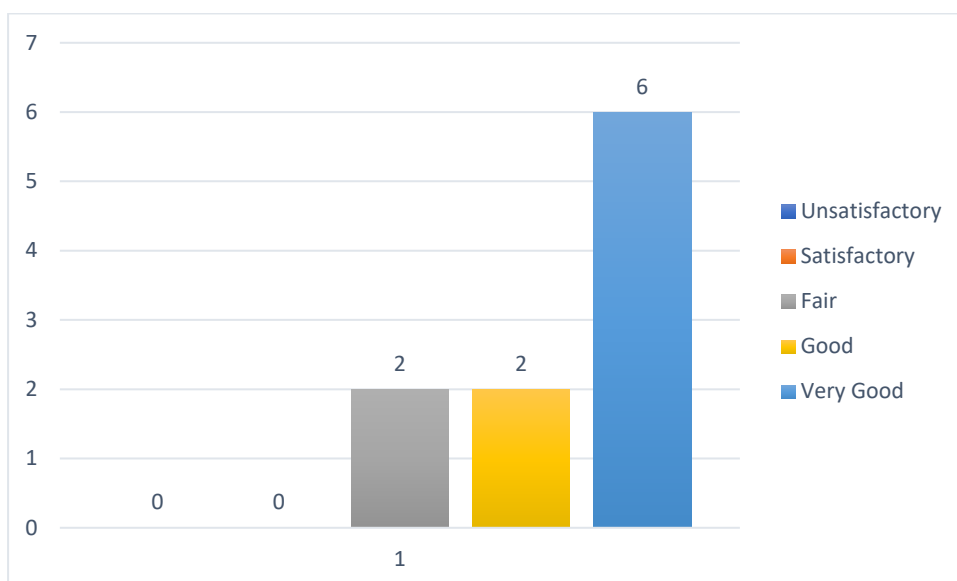
Sl No	Ratings	No. of respondents	Percentage
1	Unsatisfactory	2	20%
2	Satisfactory	1	10%
3	Fair	3	30%
4	Good	4	40%
5	Very Good	0	0
Total		10	100



Observation: 40% of the respondents said that the placement policy of the college is good, 30% of them said that it is fair, 20% of them said it is unsatisfactory and remaining 10% of them said that the placement policy of the college is satisfactory.

6. How do you rate the infrastructure of the college?

Sl No	Ratings	No. of respondents	Percentage
1	Unsatisfactory	0	0
2	Satisfactory	0	0
3	Fair	2	20%
4	Good	2	20%
5	Very Good	6	60%
Total		10	100

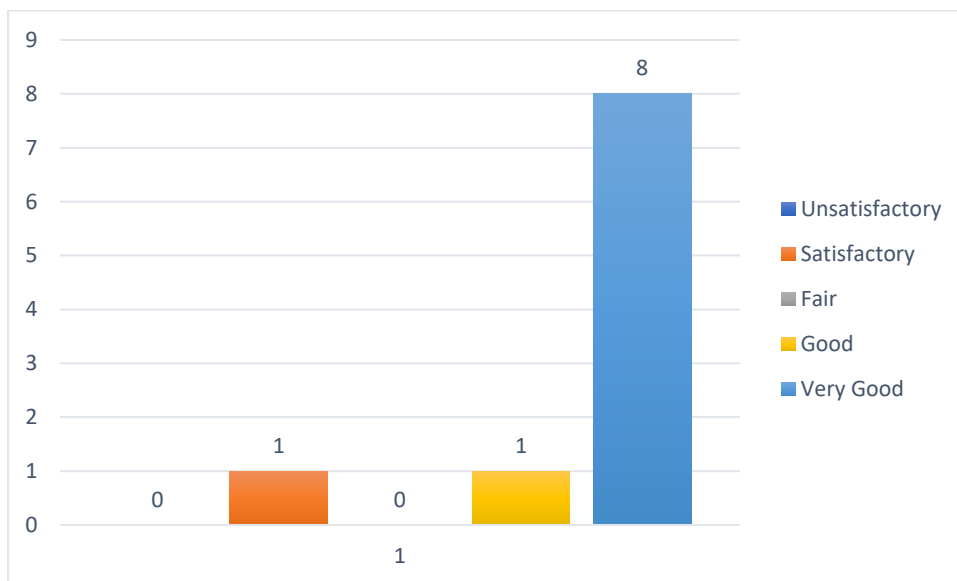


Observation:

60% of the respondents said that the infrastructure of the college is very good, 20% of them said that the infrastructure is good and remaining 20% of them said that the infrastructure of the college is fair.

7. Rate the encouragement and the support of the faculty.

Sl No	Ratings	No. of respondents	Percentage
1	Unsatisfactory	0	0
2	Satisfactory	1	10%
3	Fair	0	0
4	Good	1	10%
5	Very Good	8	80%
Total		10	100

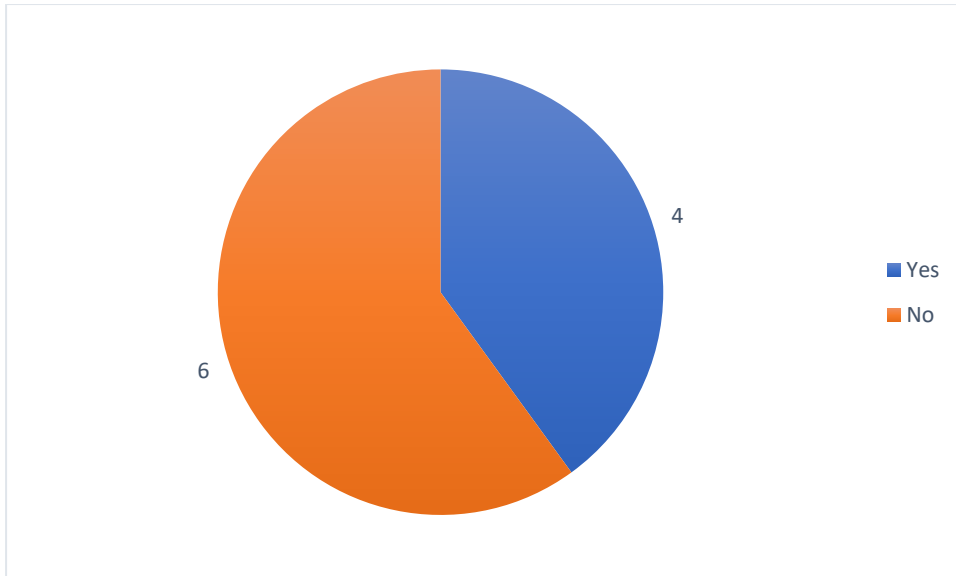


Observation:

80% of the respondents said that they received very good encouragement and 10% each of the remaining respondents said that they received good and satisfactory support and encouragement of the faculty.

8. Have you participated in any of the alumni meet? Yes /no

SL No	Ratings	No of Respondents	Percentage
1	Yes	4	40%
2	No	6	60%
Total		10	100

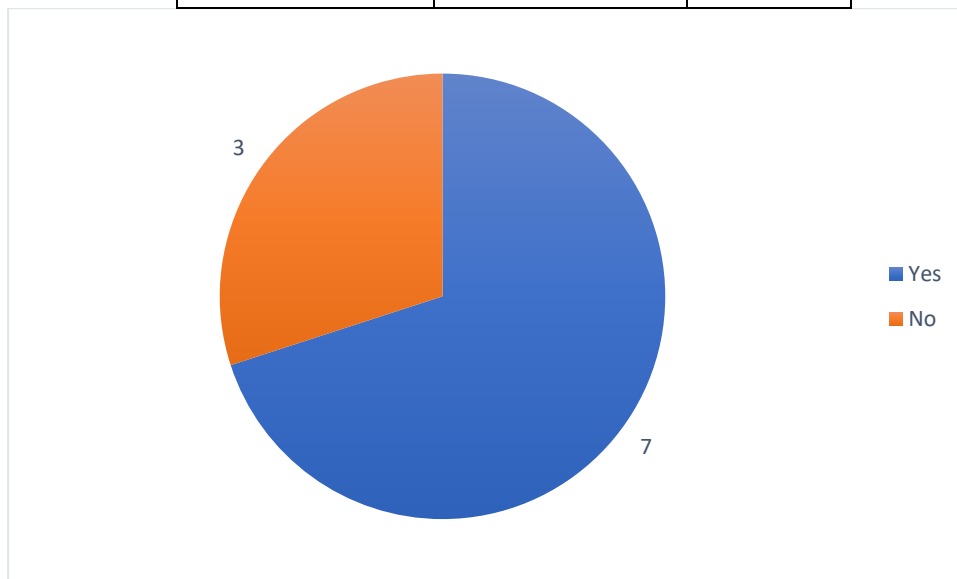


Observation:

60% of the respondents have not participated in any of the alumni meet of the college and remaining 40% of them have participated in the alumni meet of the college.

9. Will you be interested in delivering a guest talk/motivational session for your juniors?
Yes/No

SL No	Ratings	No of Respondents	Percentage
1	Yes	7	70%
2	No	3	30%
Total		10	100



Observation:

70% of the respondents expressed interest and remaining 30% of them said that they may not be interested in delivering a guest talk/motivational session for their juniors

10. Would you like to contribute to the development of the institution? If yes, how?

NO RESPONSES GIVEN BY THE STUDENTS