

NMKRV COLLEGE FOR WOMEN
3rd Block Jayanagar, Bangalore - 560 011

Autonomous Institution

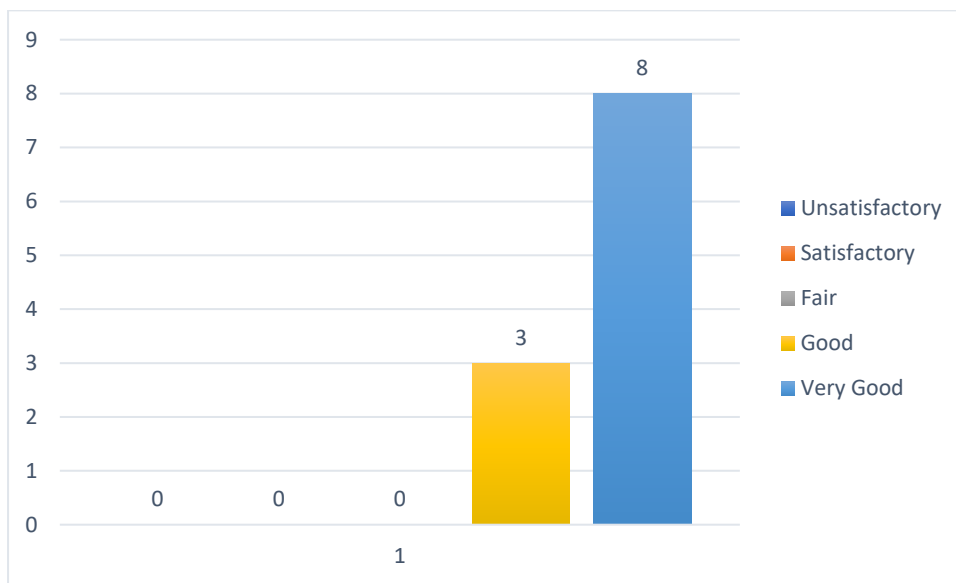


ALUMNI FEEDBACK – 2014-15
SCIENCE CZBT

Total Number of Respondents	11
------------------------------------	-----------

1. Do you feel proud to be associated with NMKRV as an alumnus?

Sl no	Ratings	No of respondents	Percentage
1	Unsatisfactory	0	0
2	Satisfactory	0	0
3	Fair	0	0
4	Good	3	27%
5	Very Good	8	73%
TOTAL		11	100

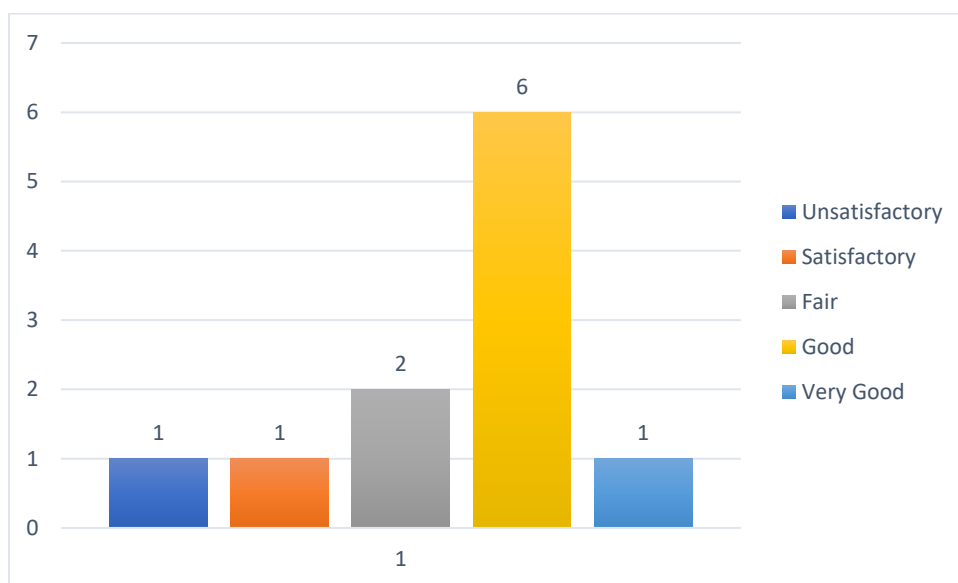


Observation:

From the above table it is observed that 73% of the respondents feel very proud to be associated with NMKRV as the alumnus and 27% of them feel proud about the same.

2. How do you rate the content of the courses you have studied, in relation to your current job?

Sl no	Ratings	No of respondents	Percentage
1	Unsatisfactory	1	9%
2	Satisfactory	1	9%
3	Fair	2	19%
4	Good	6	55%
5	Very Good	1	8%
TOTAL		11	100

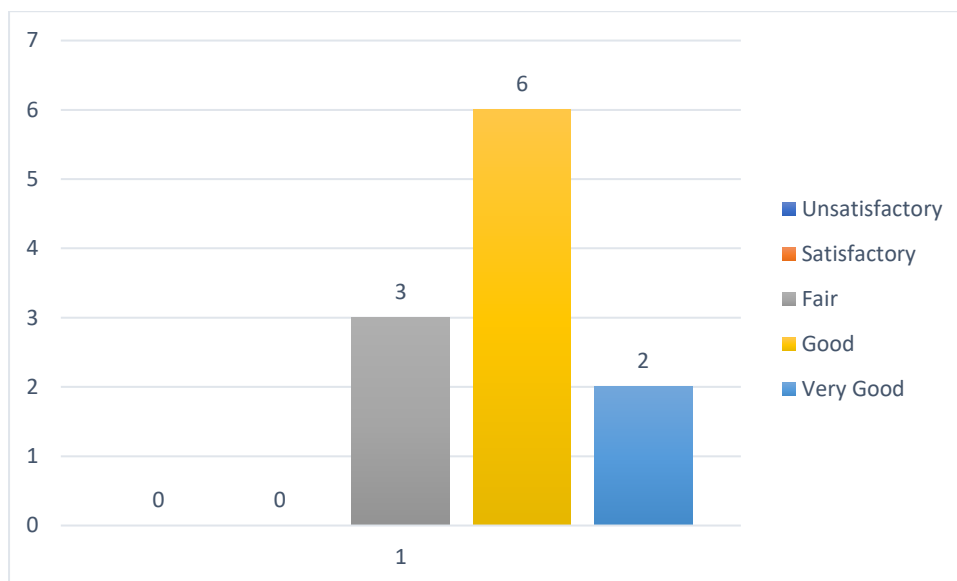


Observation:

55% of the respondents feel good, 19% of them said it is fair and 8% of them said it is very good, 9% of them are satisfied and 9% of them are unsatisfied in the content of the courses in relation to their current job.

3. How well were the Program Outcomes met?

Sl no	Ratings	No respondents	of Percentage
1	Unsatisfactory	0	0
2	Satisfactory	0	0
3	Fair	3	28%
4	Good	6	55%
5	Very Good	2	17%
TOTAL		11	100

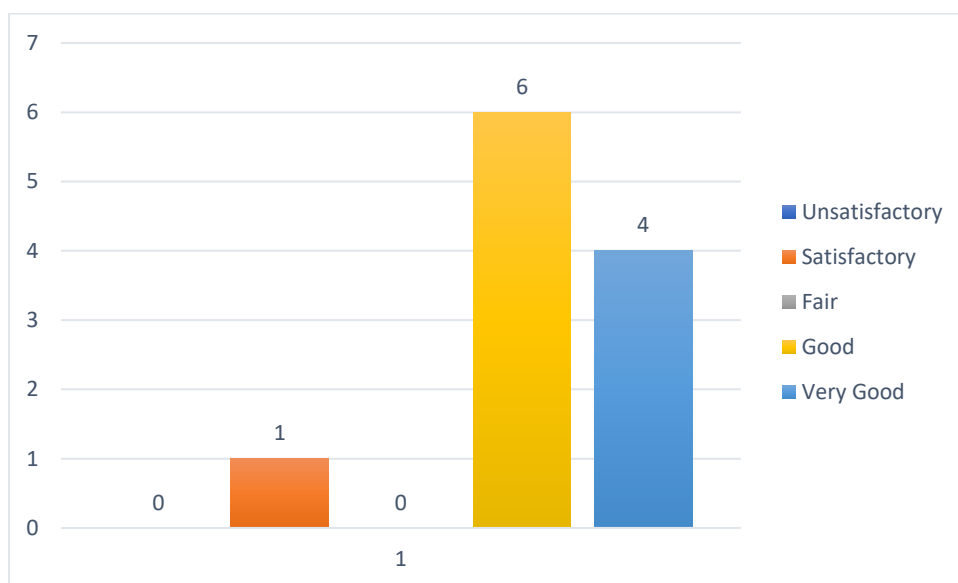


Observation:

55% of the respondents said that program outcomes were well met, 28% said that it was fairly met and remaining 17% of them said that it was very well met.

4. How do you rate the skill-oriented courses offered by the college?

Sl no	Ratings	No respondents	of Percentage
1	Unsatisfactory	0	0
2	Satisfactory	1	9%
3	Fair	0	0
4	Good	6	55%
5	Very Good	4	36%
TOTAL		11	100

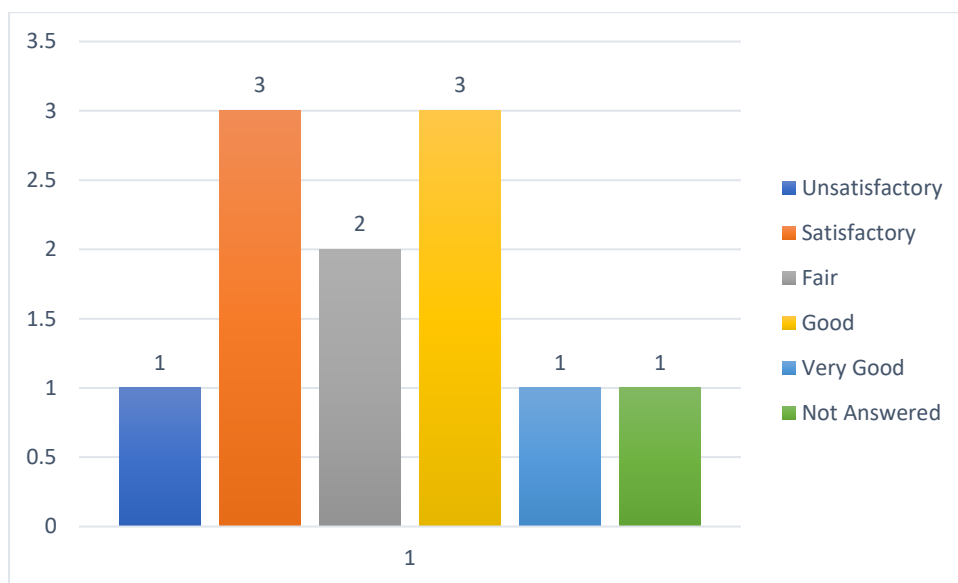


Observation:

From the above table it is observed that half of the respondents feel good with the skill-oriented courses offered by the college whereas 36 % of them feel very good and 9% of them feel satisfied with the skill oriented courses of the college.

5. How do you rate the Placement policy of the college?

Sl no	Ratings	No of respondents	Percentage
1	Unsatisfactory	1	9%
2	Satisfactory	3	28%
3	Fair	2	19%
4	Good	3	26%
5	Very Good	1	9%
6	Not Answered	1	9%
TOTAL		11	100

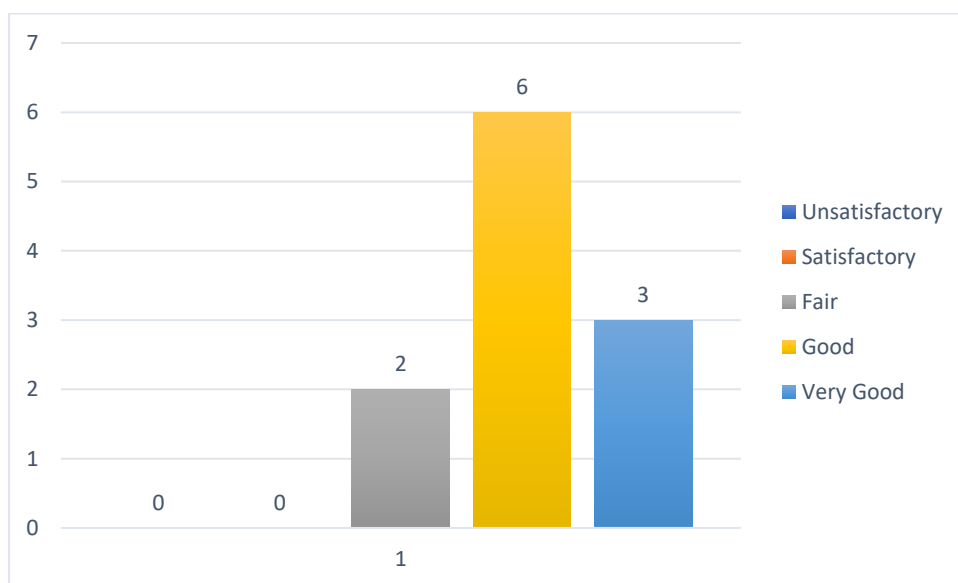


Observation:

From the above table it is observed that the respondents are of mixed opinion towards the placement policy of the college. 28% of them are satisfied, 26% of them said it is good, 19% of them said it is fair, 9% of them said it is very good and 9% of them are not satisfied.

6. How do you rate the infrastructure of the college?

Sl no	Ratings	No respondents	of Percentage
1	Unsatisfactory	0	0
2	Satisfactory	0	0
3	Fair	2	19%
4	Good	6	54%
5	Very Good	3	27%
TOTAL		11	100

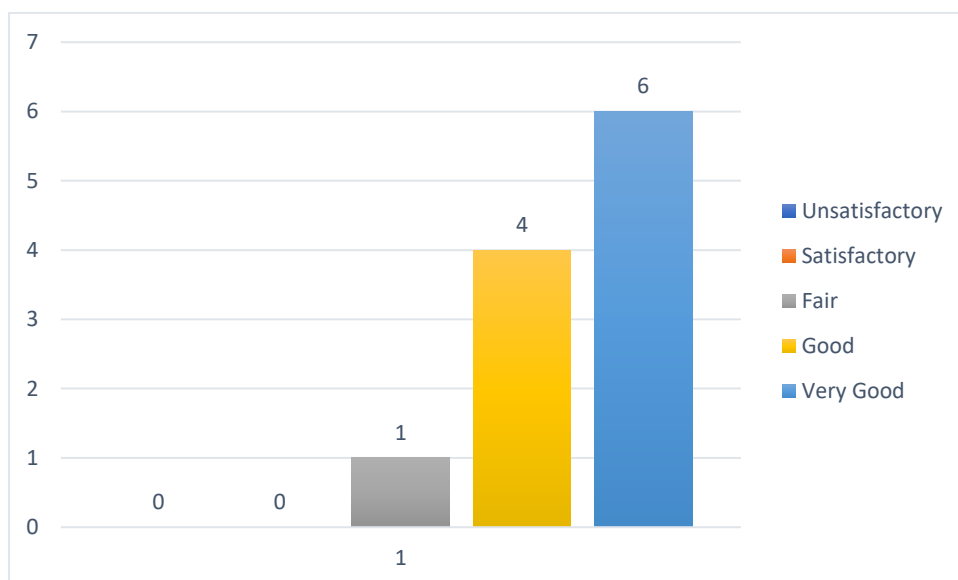


Observation:

54% of them feel good, 27% of the respondents feel very good and 19% of the respondents feel fair about the infrastructure facility of the college.

7. Rate the encouragement and the support of the faculty.

Sl no	Ratings	No of respondents	Percentage
1	Unsatisfactory	0	0
2	Satisfactory	0	0
3	Fair	1	9%
4	Good	4	37%
5	Very Good	6	54%
TOTAL		11	100

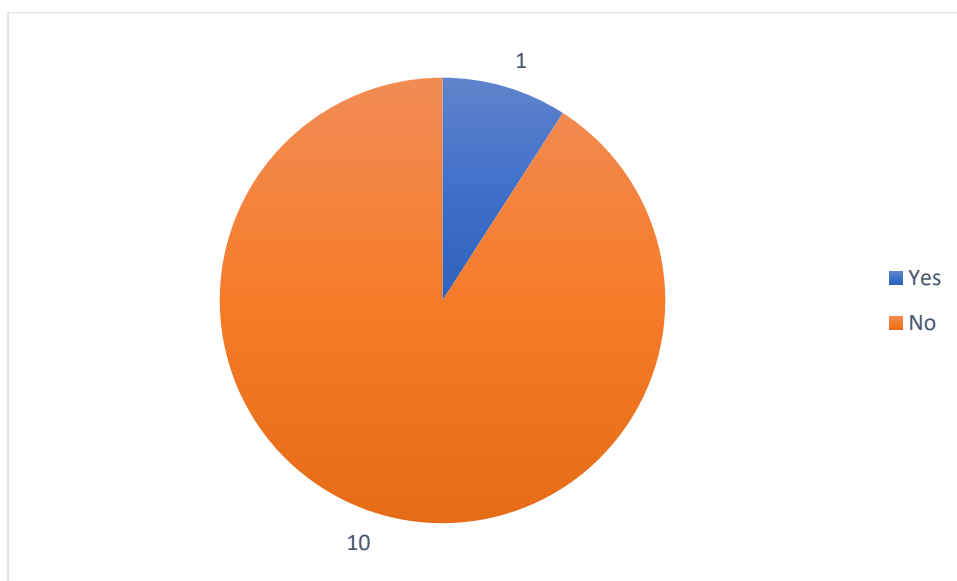


Observation:

54% of the respondents said they received very good encouragement, 37% of them said they received good encouragement and remaining 9% of them said that they received fair encouragement and support of the faculty.

8. Have you participated in any of the alumni meet? Yes /no

Sl no	Ratings	No respondents	Percentage
1	Yes	1	9%
2	No	10	91%
TOTAL		11	100

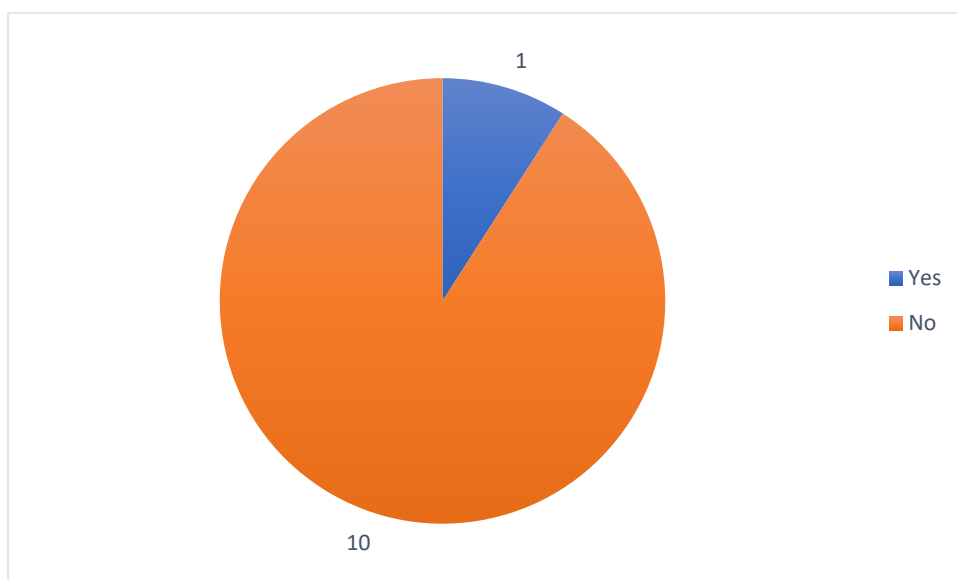


Observation:

91% of the respondents said that they have not attended any alumni meet of the college and only 9% of them have been a part of the alumni meet of the college.

9. Will you be interested in delivering a guest talk/motivational session for your juniors? Yes/No

Sl no	Ratings	No of respondents	Percentage
1	Yes	1	9%
2	No	10	91%
TOTAL		11	100



Observation:

From the above graph it is observed that 91% of the alumni respondents are not interested in delivering a guest talk/motivational session for their juniors and only 9% of them have responded positively

10. Would you like to contribute to the development of the institution? If yes, how?

- If you have a plan let me know how I can help or anything. Apart from that I don't know how to contribute.
- Yes, I would like to have sessions with juniors to discuss about the vast opportunities in the field of Biotechnology and also about various competitive exams they can take up after BSc. I would be more than happy to conduct short hands-on workshops on Bioinformatics / Biostatistics to give the students an overview about these subjects.
- Yes, by implementing procedures of standards quality of education and learning