

**NMKRV COLLEGE FOR  
WOMEN**  
**3<sup>rd</sup> Block Jayanagar, Bangalore - 560 011**

*Autonomous Institution*

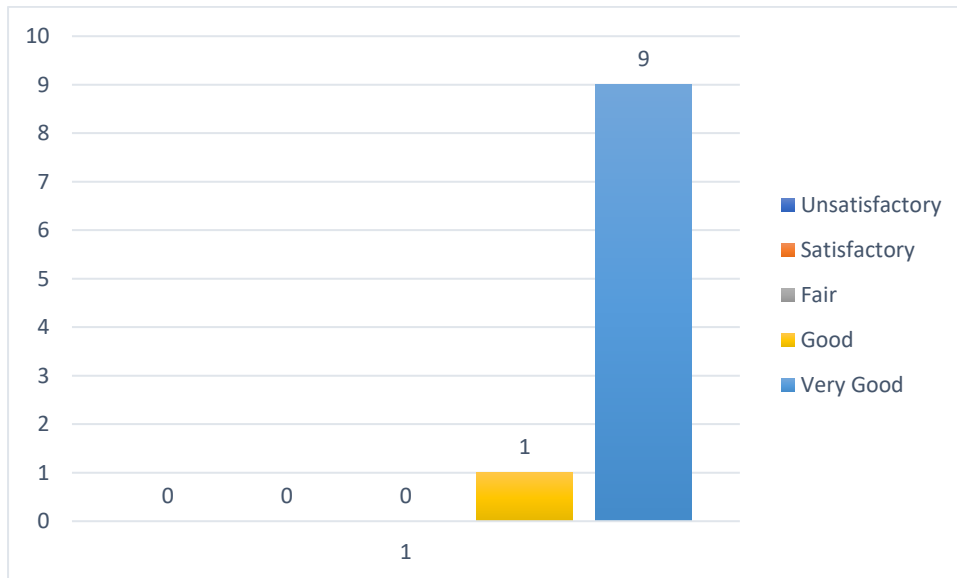


**ALUMNI FEEDBACK – 2014-15**  
**SCIENCE CBZ**

<b>Total Number of Respondents</b>	<b>10</b>
------------------------------------	-----------

1. Do you feel proud to be associated with NMKRV as an alumnus?

Sl no	Ratings	No of respondents	Percentage
1	Unsatisfactory	0	0
2	Satisfactory	0	0
3	Fair	0	0
4	Good	1	10%
5	Very Good	9	90%
<b>TOTAL</b>		<b>10</b>	<b>100</b>

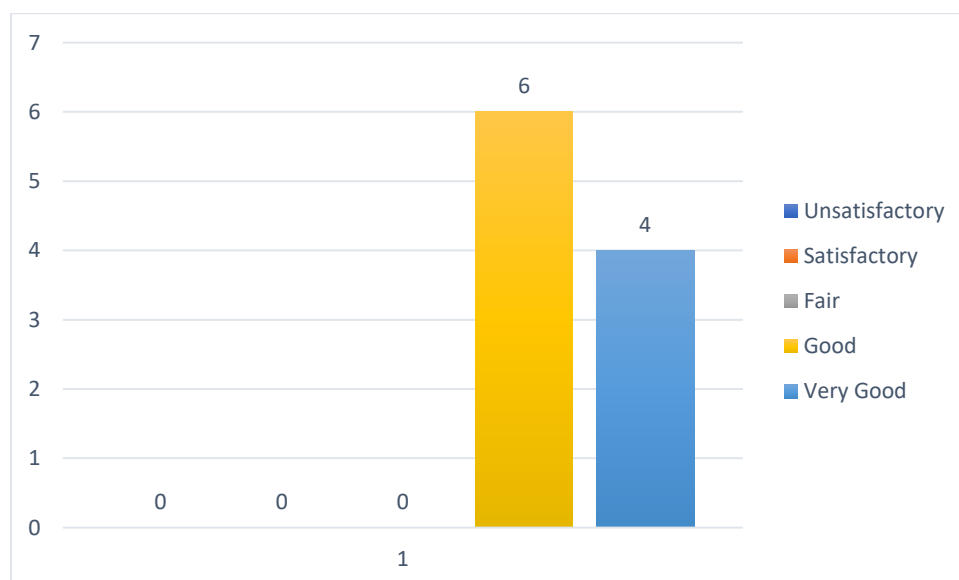


**Observation:**

From the above table it is observed that 90% of the respondents feel very proud to be associated and 10% of them feel proud to be associated with NMKRV as an alumnus.

2. How do you rate the content of the courses you have studied, in relation to your current job?

Sl no	Ratings	No of respondents	Percentage
1	Unsatisfactory	0	0
2	Satisfactory	0	0
3	Fair	0	0
4	Good	6	60%
5	Very Good	4	40%
TOTAL		10	100

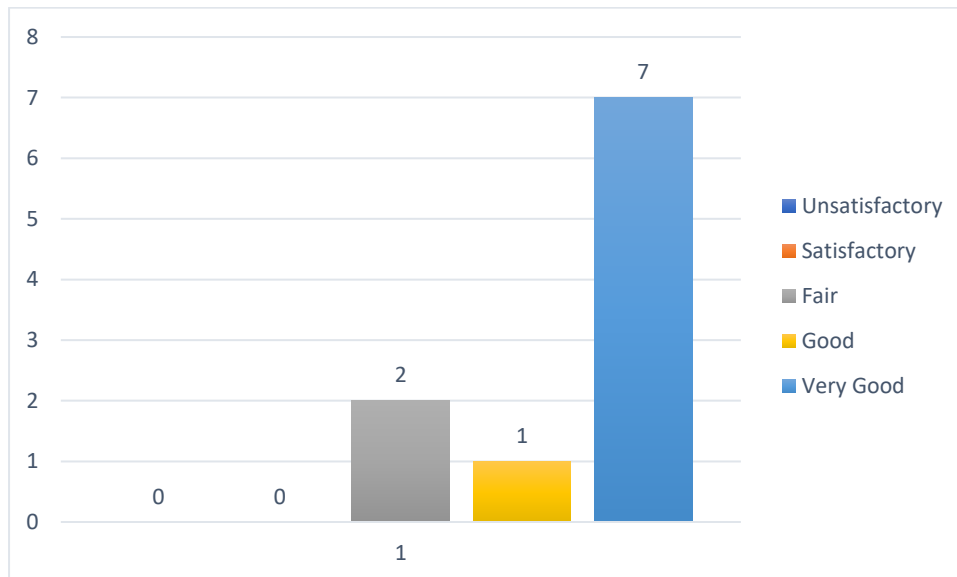


### Observation

60% of the respondents feel good about the content of the courses they have studied, in relation to their current job and 40% of them feel very good about the same.

3. How well were the Program Outcomes met?

Sl no	Ratings	No of respondents	Percentage
1	Unsatisfactory	0	0
2	Satisfactory	0	0
3	Fair	2	20%
4	Good	1	10%
5	Very Good	7	70%
TOTAL		10	100

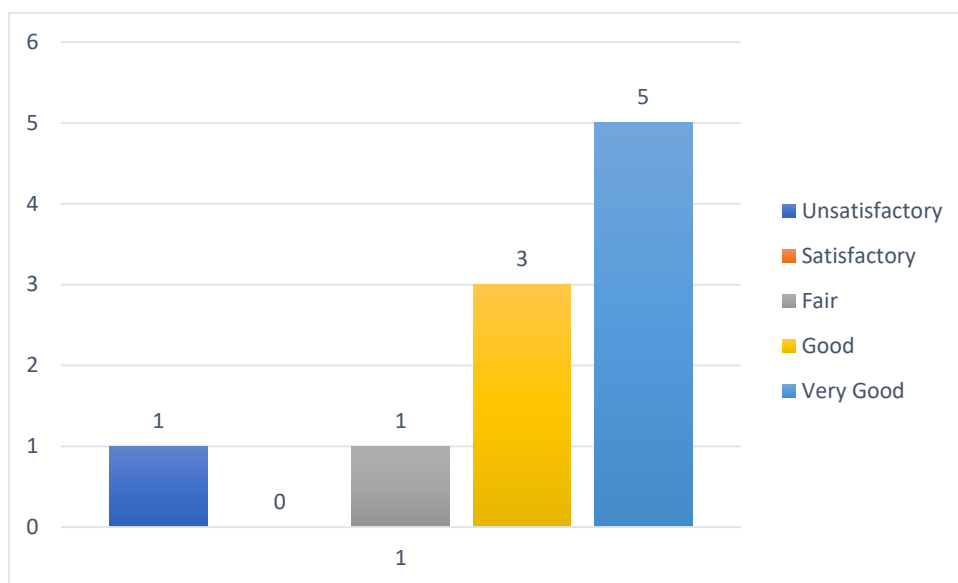


**Observation:**

70% of the respondents responded very good, 10% of them responded good and 20% of them responded fair in meeting the programs outcome.

4. How do you rate the skill-oriented courses offered by the college?

Sl no	Ratings	No of respondents	Percentage
1	Unsatisfactory	1	10%
2	Satisfactory	0	0
3	Fair	1	10%
4	Good	3	30%
5	Very Good	5	50%
TOTAL		10	100

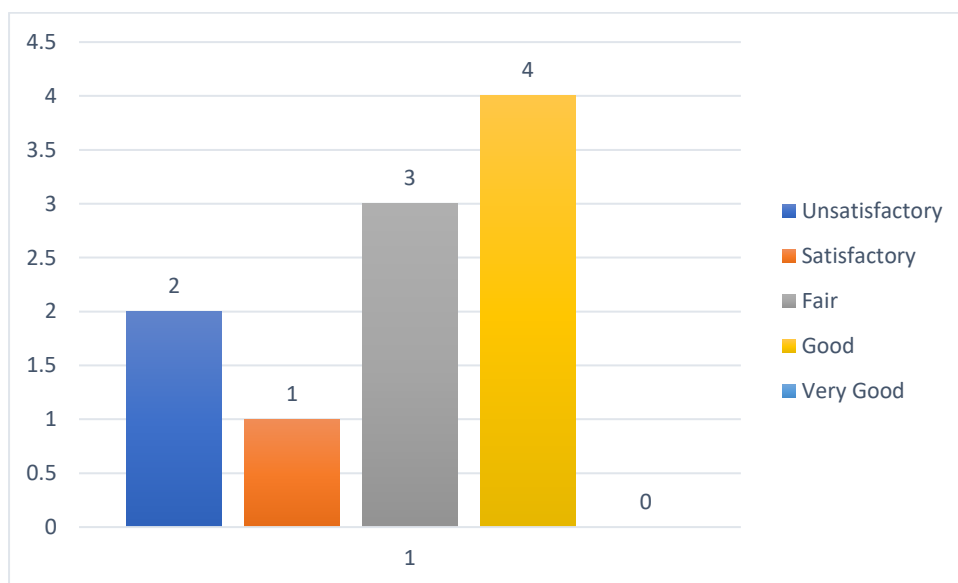


**Observation:**

From the above table it is observed that half of the respondents feels very good with the skill-oriented courses offered by the college whereas 30% of them feels good and 10% of them feels unsatisfied with the skill oriented courses of the college.

5. How do you rate the Placement policy of the college?

Sl no	Ratings	No of respondents	Percentage
1	Unsatisfactory	2	20%
2	Satisfactory	1	10%
3	Fair	3	30%
4	Good	4	40%
5	Very Good	0	0
TOTAL		10	100

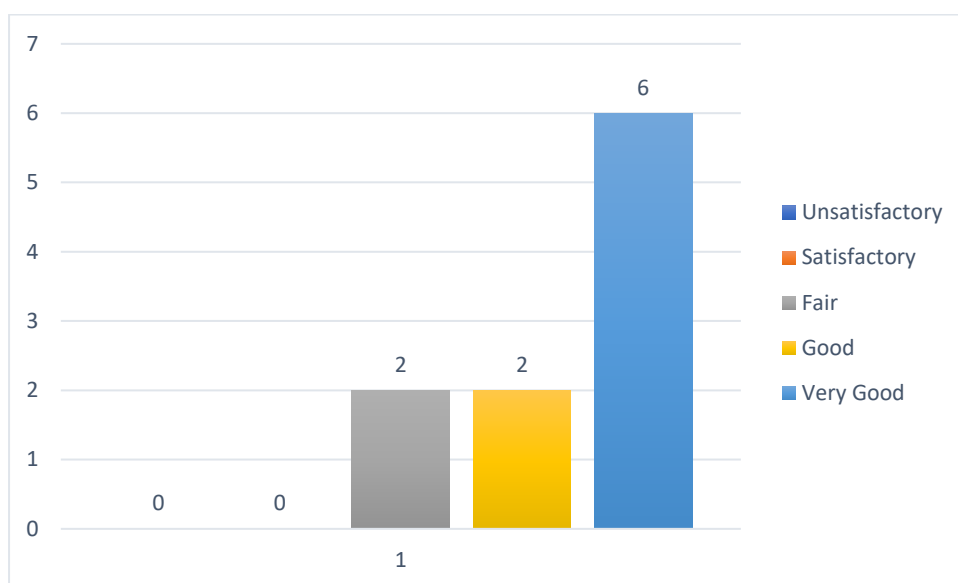


**Observation:**

From the above table it is observed that the respondents are of mixed opinion towards the placement policy of the college. Whereas 40% of them responded good, 30% of them responded fair, 10% of them are satisfied with the placement policy and 20% of them are not satisfied.

6. How do you rate the infrastructure of the college?

Sl no	Ratings	No of respondents	Percentage
1	Unsatisfactory	0	0
2	Satisfactory	0	0
3	Fair	2	20%
4	Good	2	20%
5	Very Good	6	60%
TOTAL		10	100

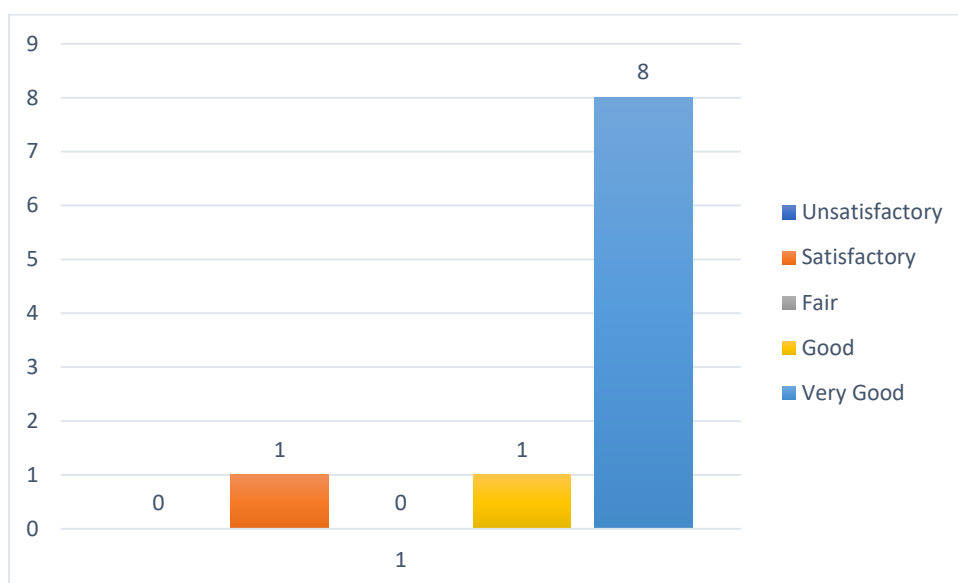


**Observation:**

60% of them feels very good, 20% of the respondents feels good and 20% of the respondents feels fair about the infrastructure facility of the college.

7. Rate the encouragement and the support of the faculty.

Sl no	Ratings	No of respondents	Percentage
1	Unsatisfactory	0	0
2	Satisfactory	1	10%
3	Fair	0	0
4	Good	1	10%
5	Very Good	8	80%
TOTAL		10	100



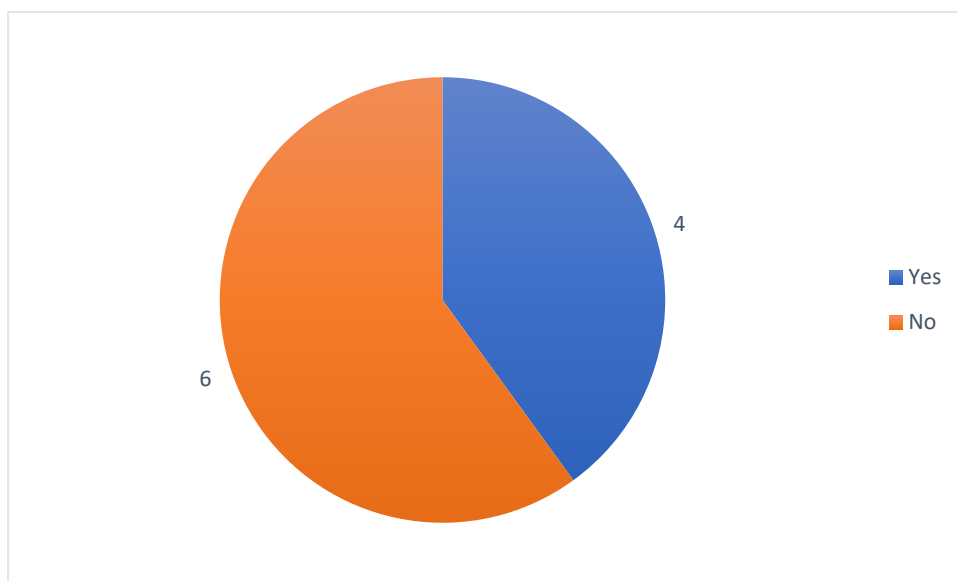
**Observation:**

Almost 90% of the respondents feels highly satisfied with the support and encouragement given by the faculty of the college.



8. Have you participated in any of the alumni meet? Yes /no

Sl no	Ratings	No of respondents	Percentage
1	Yes	4	40%
2	No	6	60%
TOTAL		10	100

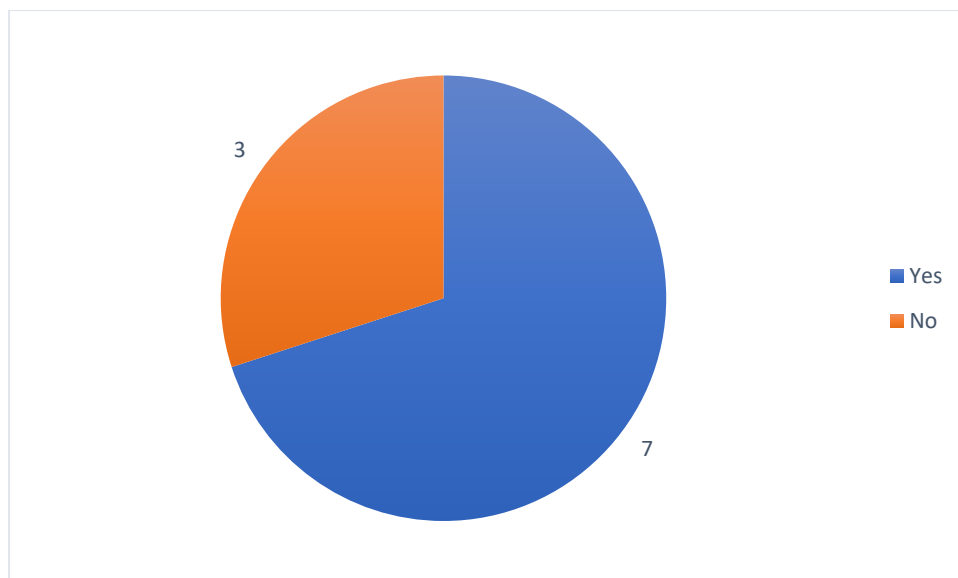


**Observation:**

60% of the respondents responded that they have not attended any alumni meet of the college and only 40% of them have been a part of the alumni meet of the college.

9. Will you be interested in delivering a guest talk/motivational session for your juniors? Yes/No

Sl no	Ratings	No of respondents	Percentage
1	Yes	7	70%
2	No	3	30%
TOTAL		10	100



**Observation:**

From the above graph it is observed that 70% of the alumni respondents are interested in delivering a guest talk/motivational session for their juniors

10. Would you like to contribute to the development of the institution? If yes, how?

- It would be really nice if there were more career oriented programs and also certificate courses included in the curriculum.
- By improving placement facilities
- By improving the placement opportunities and providing wider grounds for campus selections