

NMKRV COLLEGE FOR WOMEN

3rd Block Jayanagar, Bangalore - 560 011

Autonomous Institution



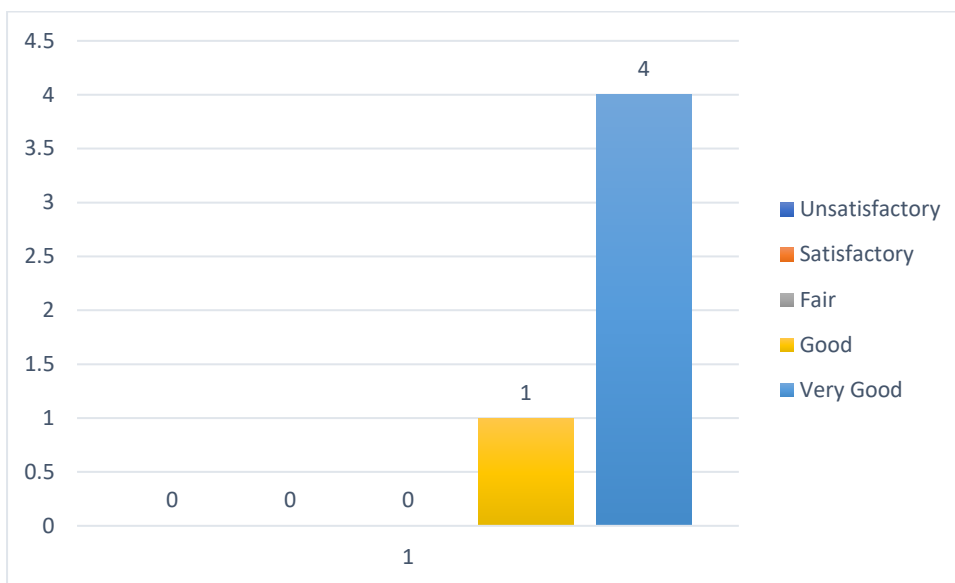
ALUMNI FEEDBACK – 2014-15

PG CHEMISTRY

Total Number of Respondents	05
------------------------------------	-----------

1. Do you feel proud to be associated with NMKRV as an alumnus?

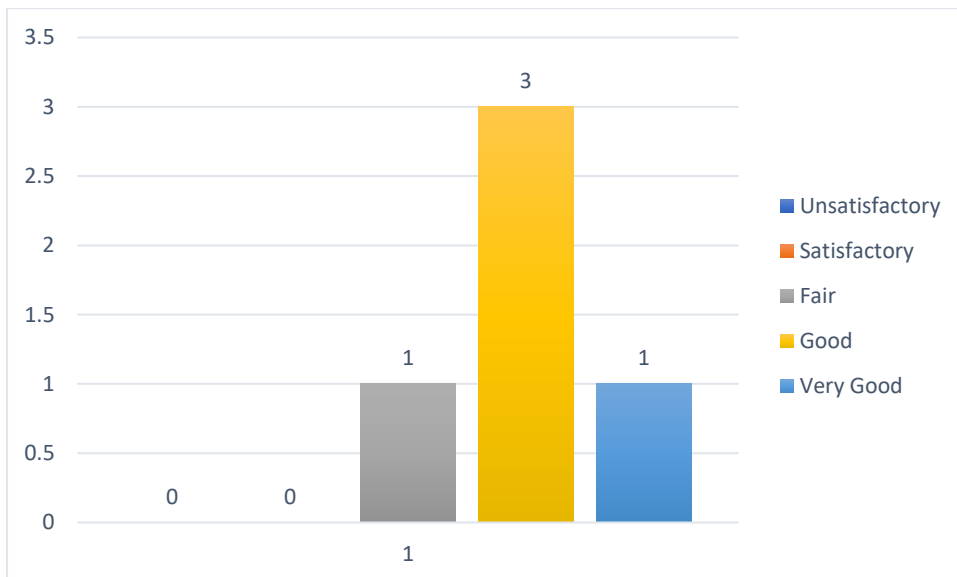
SI No	Ratings	No of respondents	Percentage
1	Unsatisfactory	0	0
2	Satisfactory	0	0
3	Fair	0	0
4	Good	1	20%
5	Very Good	4	80%
Total		5	100



Observation: 80% of the respondents feel very proud and remaining 20% of them feel proud about being associated with NMKRV as an alumnus.

2. How do you rate the content of the courses you have studied, in relation to your current job?

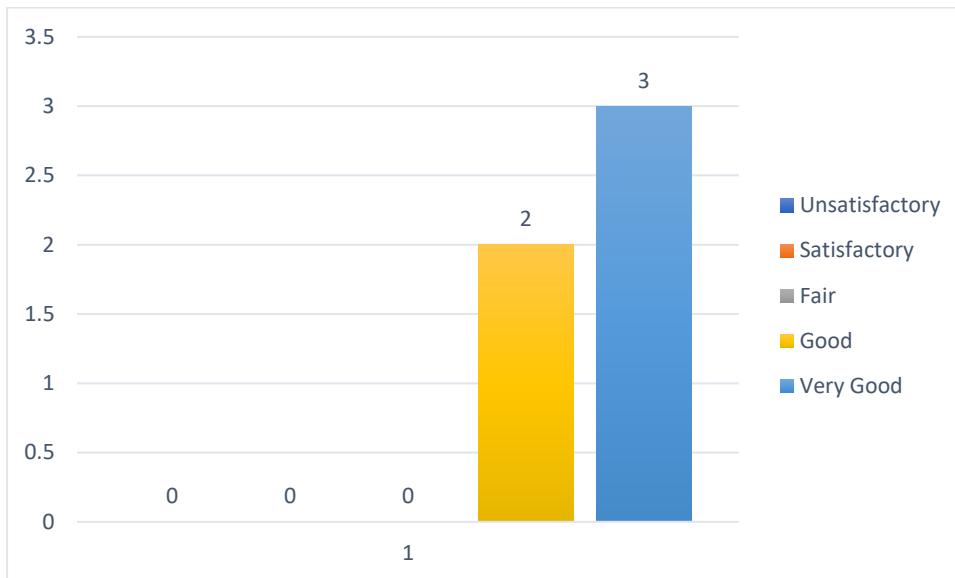
Sl No	Ratings	No of respondents	Percentage
1	Unsatisfactory	0	0
2	Satisfactory	0	0
3	Fair	1	20%
4	Good	3	60%
5	Very Good	1	20%
Total		5	100



Observation: 60% of the respondents feel good, 20% of them feel very good and remaining 20% of them feel good about the content of the courses they have studied, in relation to their current job.

3. How well were the Program Outcomes met?

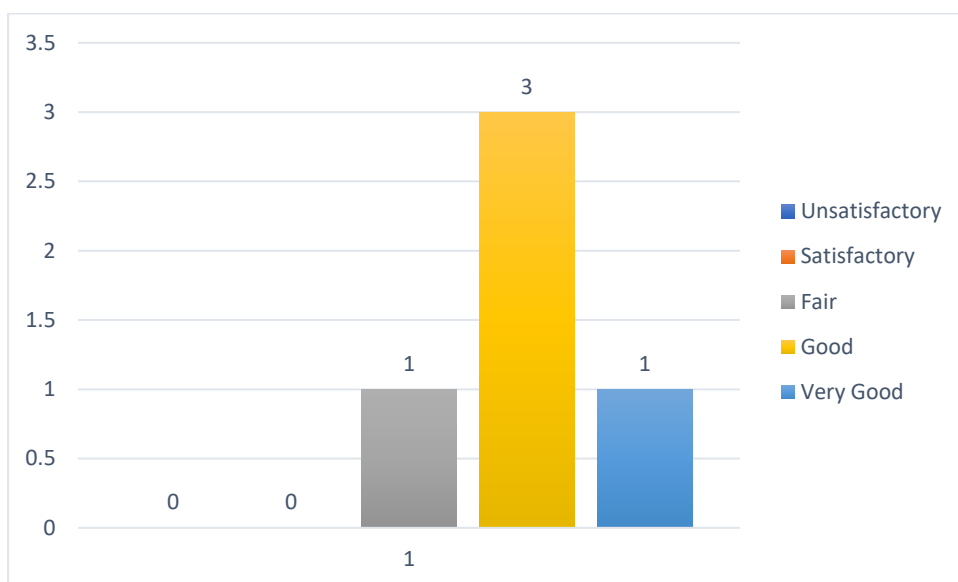
Sl No	Ratings	No of respondents	Percentage
1	Unsatisfactory	0	0
2	Satisfactory	0	0
3	Fair	0	0
4	Good	2	40%
5	Very Good	3	60%
Total		5	100



Observation: 60% of them respondents said that the program outcomes were very well met and remaining 40% of them said that they were well met.

4. How do you rate the skill-oriented courses offered by the college?

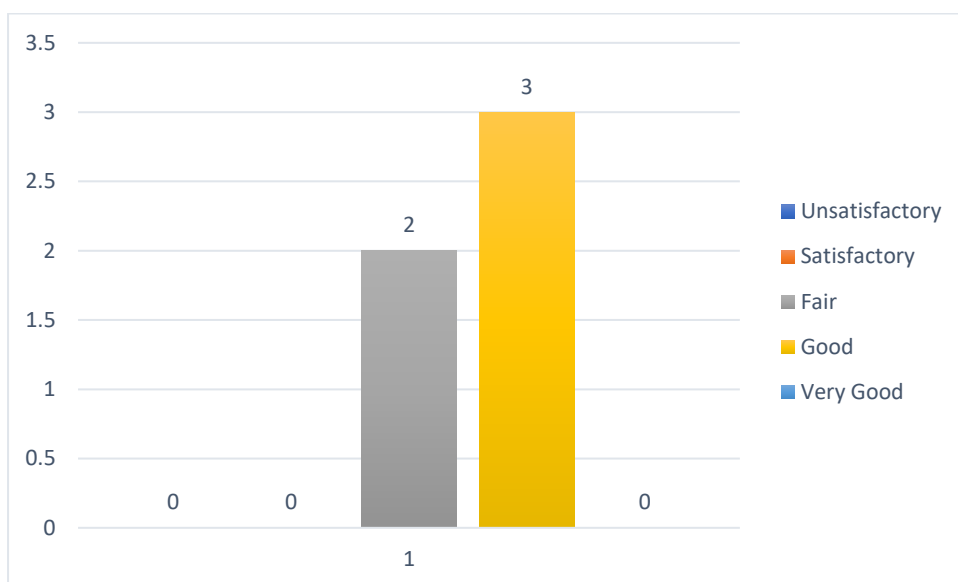
Sl No	Ratings	No of respondents	Percentage
1	Unsatisfactory	0	0
2	Satisfactory	0	0
3	Fair	1	20%
4	Good	3	60%
5	Very Good	1	20%
Total		5	100



Observation: 60% of the respondents rated the skill-oriented courses offered by the college as good, 20% of them rated it as very good and remaining 20% of them rated it as fair.

5. How do you rate the Placement policy of the college?

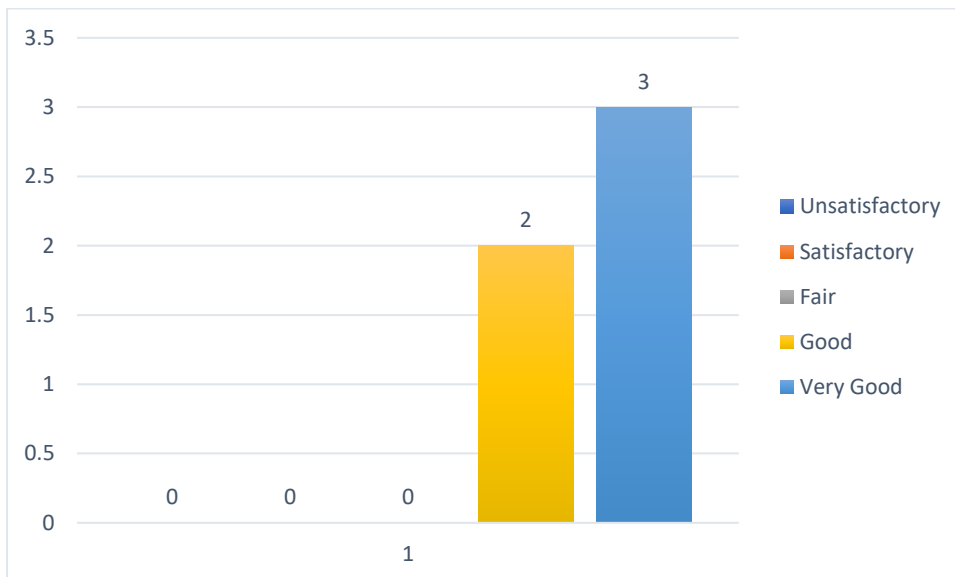
Sl No	Ratings	No of respondents	Percentage
1	Unsatisfactory	0	0
2	Satisfactory	0	0
3	Fair	2	40%
4	Good	3	60%
5	Very Good	0	0
Total		5	100



Observation: 60% of the respondents rated the placement policy of the college as good and remaining 40% of them rated it as fair.

6. How do you rate the infrastructure of the college?

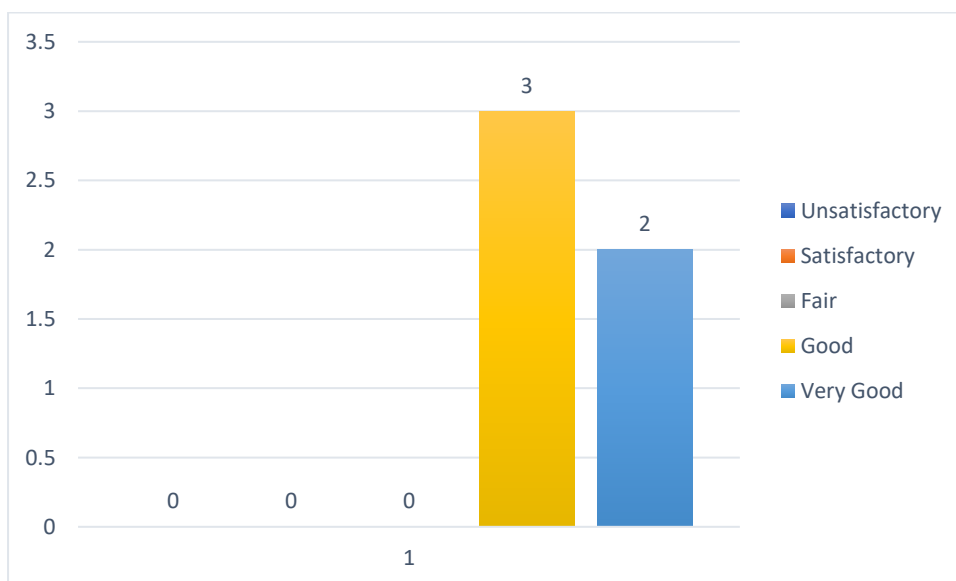
Sl No	Ratings	No of respondents	Percentage
1	Unsatisfactory	0	0
2	Satisfactory	0	0
3	Fair	0	0
4	Good	2	40%
5	Very Good	3	60%
Total		5	100



Observation: 60% of the respondents rated the infrastructure of the college as very good and remaining 40% of them rated it as good.

7. Rate the encouragement and the support of the faculty.

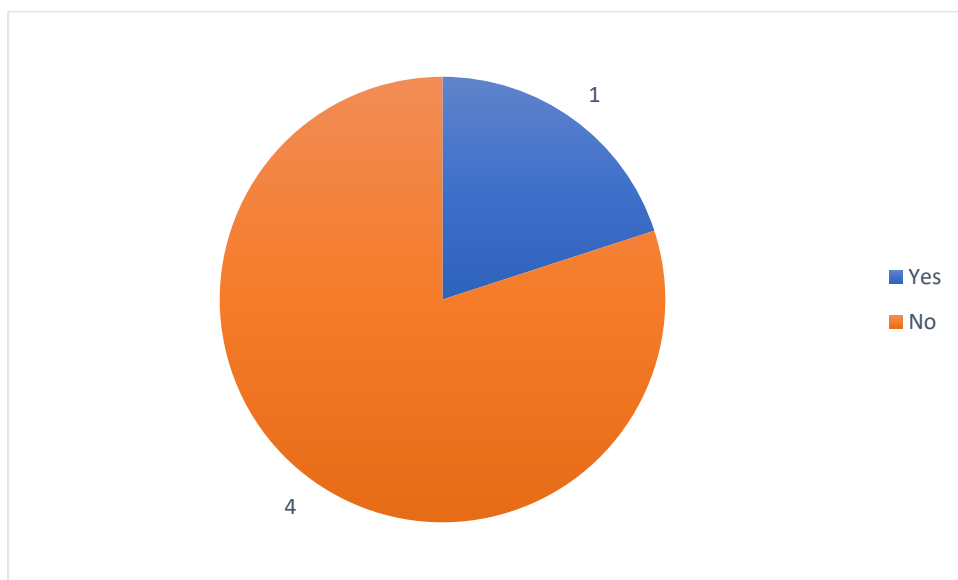
SI No	Ratings	No of respondents	Percentage
1	Unsatisfactory	0	0
2	Satisfactory	0	0
3	Fair	0	0
4	Good	3	60%
5	Very Good	2	40%
Total		5	100



Observation: 60% of the respondents said that they received good encouragement and remaining 40% of them said that they received very good encouragement and support of the faculty.

8. Have you participated in any of the alumni meet? Yes /no

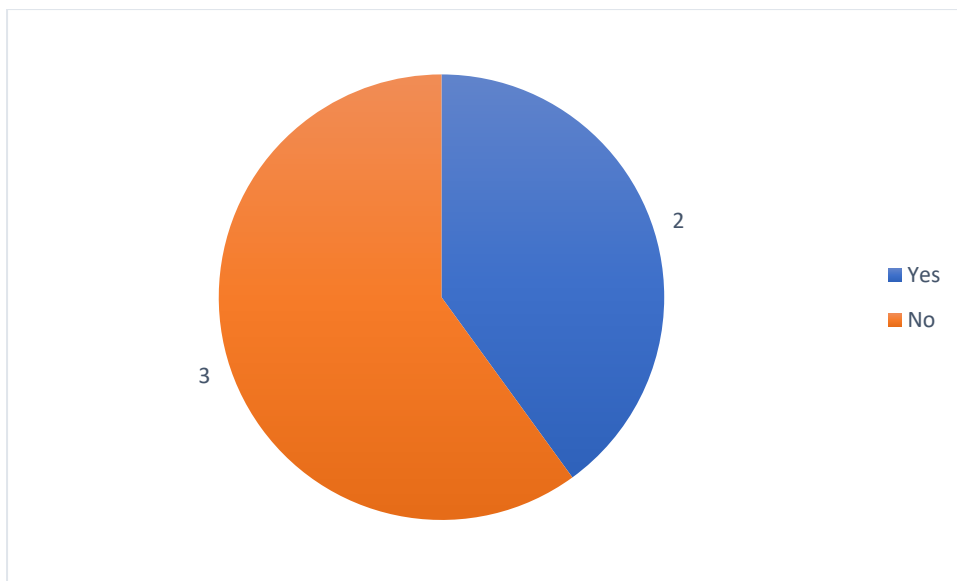
SI No	Ratings	No of respondents	Percentage
1	Yes	1	20%
2	No	4	80%
TOTAL		5	100



Observation: 80% of the respondents have participated in the alumni meet of the college while 20% of them have not participated in any of the alumni meets.

9. Will you be interested in delivering a guest talk/motivational session for your juniors?
Yes/No

SI No	Ratings	No of respondents	Percentage
1	Yes	2	40%
2	No	3	60%
TOTAL		5	100



Observation: 60% of the respondents said that they may not be interested in delivering a guest talk/motivational session for their juniors while 40% of them do not show interest about the same.

10. Would you like to contribute to the development of the institution? If yes, how?

I would love to share the knowledge I got from the college back to college. One of my dreams is to become a teacher/professor.