

# **NMKRV COLLEGE FOR WOMEN**

**3<sup>rd</sup> Block Jayanagar, Bangalore - 560 011**

*Autonomous Institution*



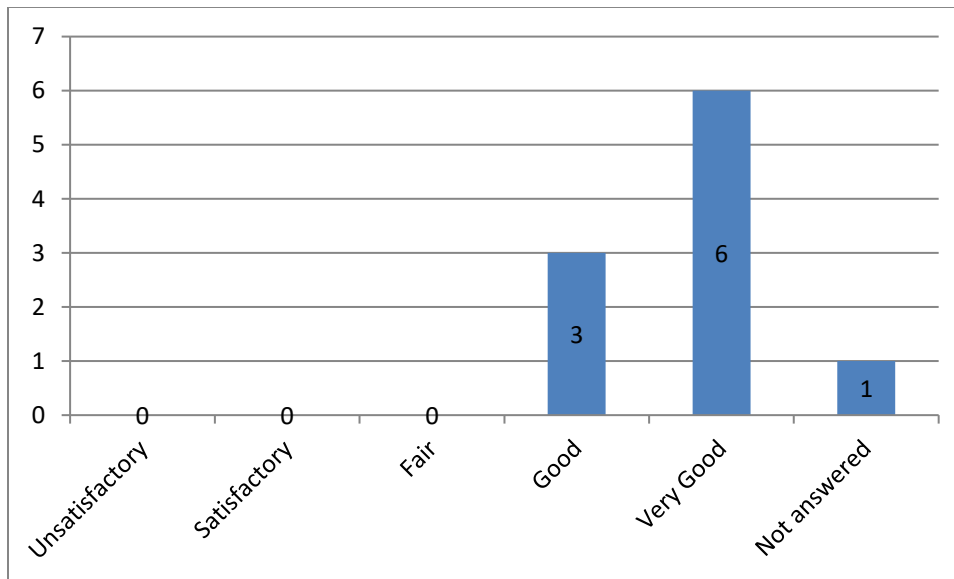
**ALUMNI FEEDBACK – 2017-18**

**SCIENCE PCM**

<b>Total Number of Respondents</b>	<b>9</b>
------------------------------------	----------

1. Do you feel proud to be associated with NMKRV as an alumnus?

Sl No	Ratings	No of Respondents	Percentage
1	Unsatisfactory	0	0
2	Satisfactory	0	0
3	Fair	0	0
4	Good	3	33%
5	Very Good	6	66%
6	Not answered	1	11%
<b>Total</b>		9	100

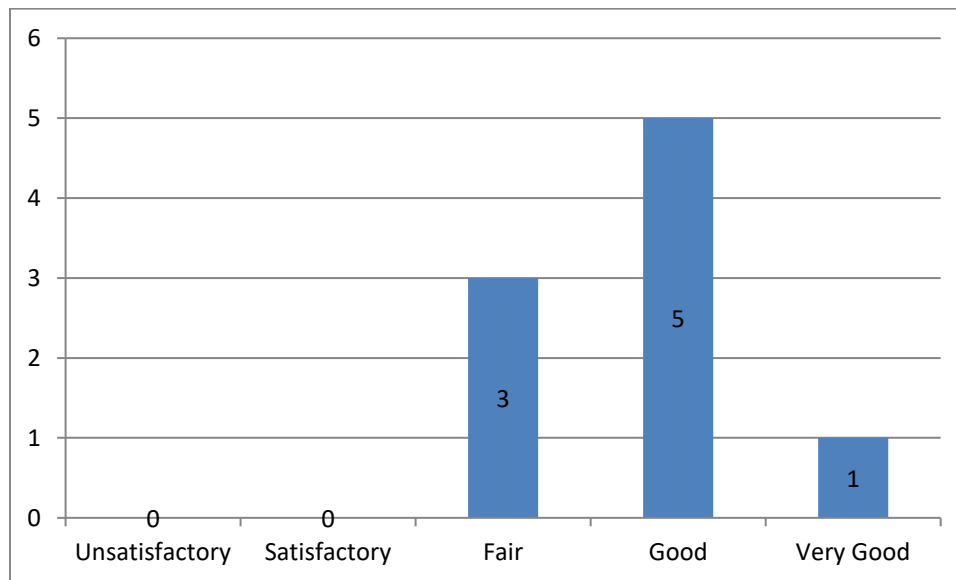


**Observation:**

From the above graph it is observed that 66% of the respondents feel very proud and 33% of them feel proud to be the alumnus of the college. 11% of them have not answered

2. How do you rate the content of the courses you have studied, in relation to your current job?

Sl No	Ratings	No of Respondents	Percentage
1	Unsatisfactory	0	0
2	Satisfactory	0	0
3	Fair	3	33%
4	Good	5	56%
5	Very Good	1	11%
<b>Total</b>		9	100

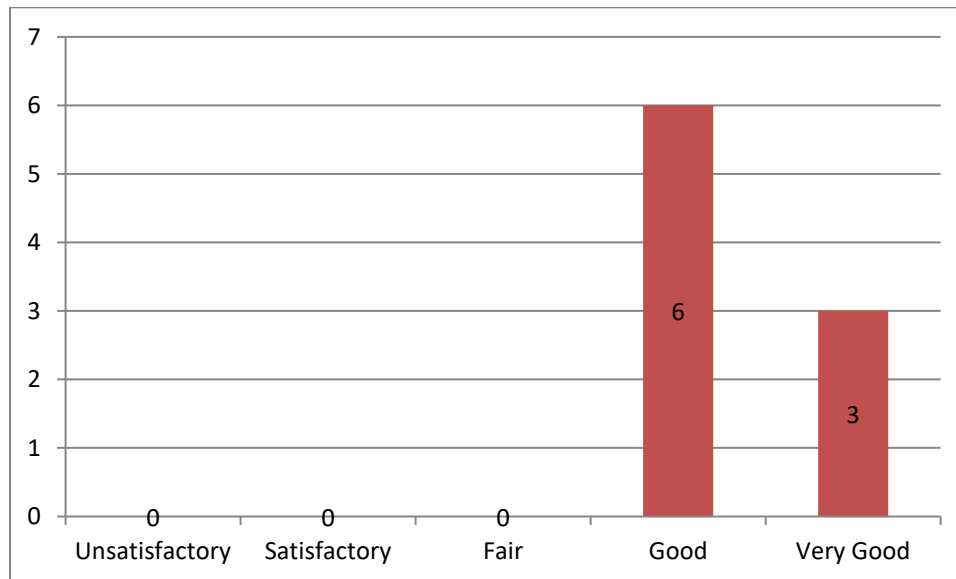


### **Observation**

56% of the respondents responded well, 33% of them responded fair and 11% of them responded very good towards the content of the courses in relation to their current job.

3. How well were the Program Outcomes met?

Sl No	Ratings	No of Respondents	Percentage
1	Unsatisfactory	0	0
2	Satisfactory	0	0
3	Fair	0	0
4	Good	6	67%
5	Very Good	3	33%
<b>Total</b>		9	100

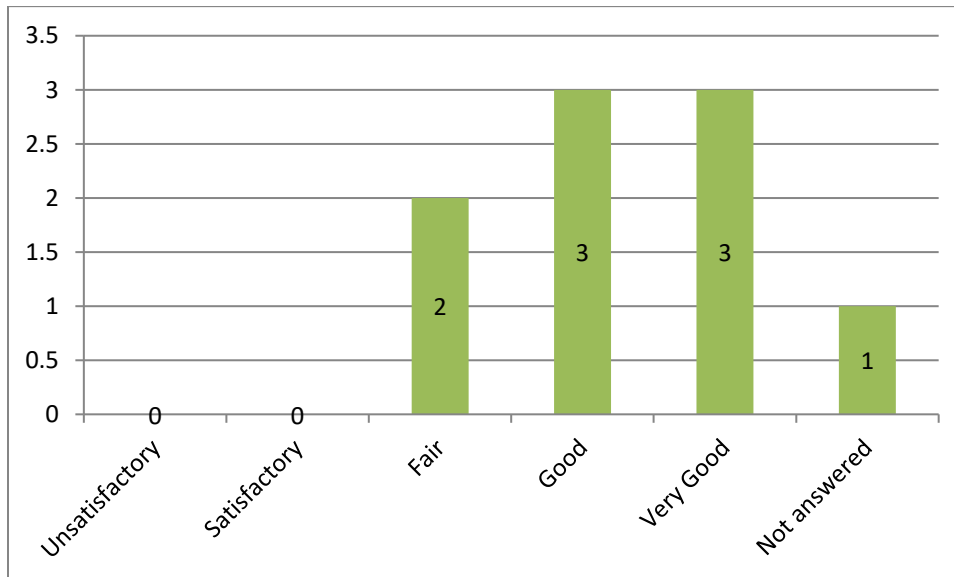


**Observation**

67% of the respondents said that the program outcomes were well met and remaining 33% of them said that the program outcomes were very well met.

4. How do you rate the skill-oriented courses offered by the college?

Sl No	Ratings	No of Respondents	Percentage
1	Unsatisfactory	0	0
2	Satisfactory	0	0
3	Fair	2	22%
4	Good	3	33%
5	Very Good	3	34%
6	Not answered	1	11%
<b>TOTAL</b>		9	100



**Observation:**

34% of the respondents said that the skill-oriented courses of the college is very good, 33% of them said that it is good, 22% of the said that it is fair and remaining 11% did not respond anything about the skill-oriented courses offered by the college.

5. How do you rate the Placement policy of the college?

Sl No	Ratings	No of Respondents	Percentage
1	Unsatisfactory	0	0
2	Satisfactory	0	0
3	Fair	4	45%
4	Good	4	44%
5	Very Good	1	11%
<b>Total</b>		9	100

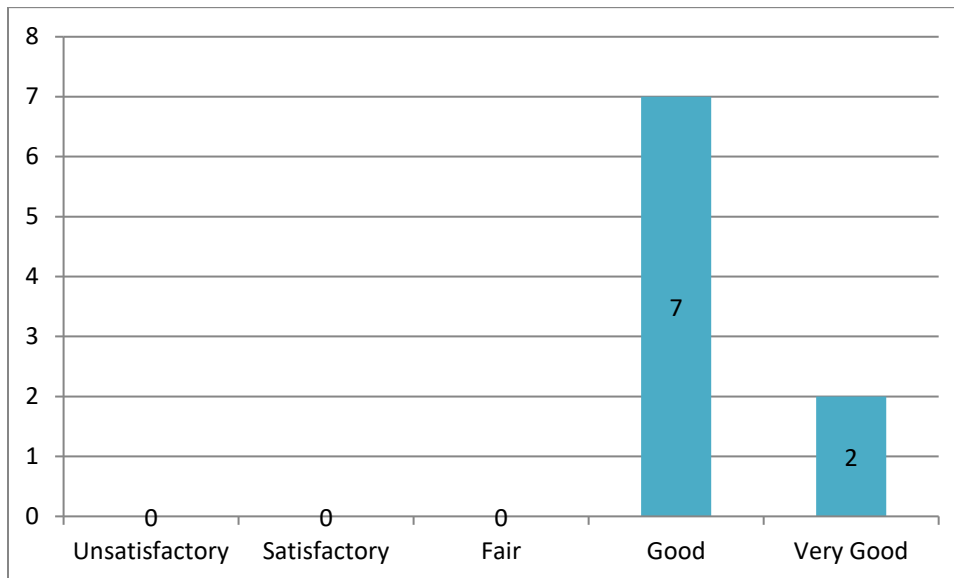


**Observation:**

45% of the respondents said that the placement policy of the college is fair, 44% of them said that it is good and only 11% of them said that it is very good.

6. How do you rate the infrastructure of the college?

Sl No	Ratings	No of Respondents	Percentage
1	Unsatisfactory	0	0
2	Satisfactory	0	0
3	Fair	0	0
4	Good	7	78%
5	Very Good	2	22%
<b>Total</b>		9	100

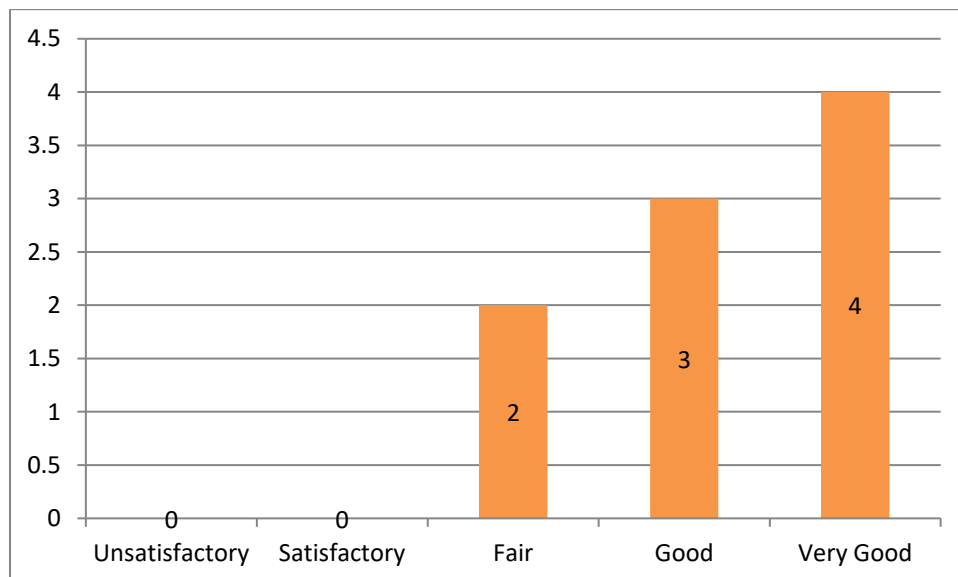


**Observation:**

78% of the respondents rated the infrastructure of the college as good and remaining 22% of them said that the infrastructure of the college is very good.

7. Rate the encouragement and the support of the faculty.

Sl No	Ratings	No of Respondents	Percentage
1	Unsatisfactory	0	0
2	Satisfactory	0	0
3	Fair	2	22%
4	Good	3	33%
5	Very Good	4	45%
<b>Total</b>		9	100



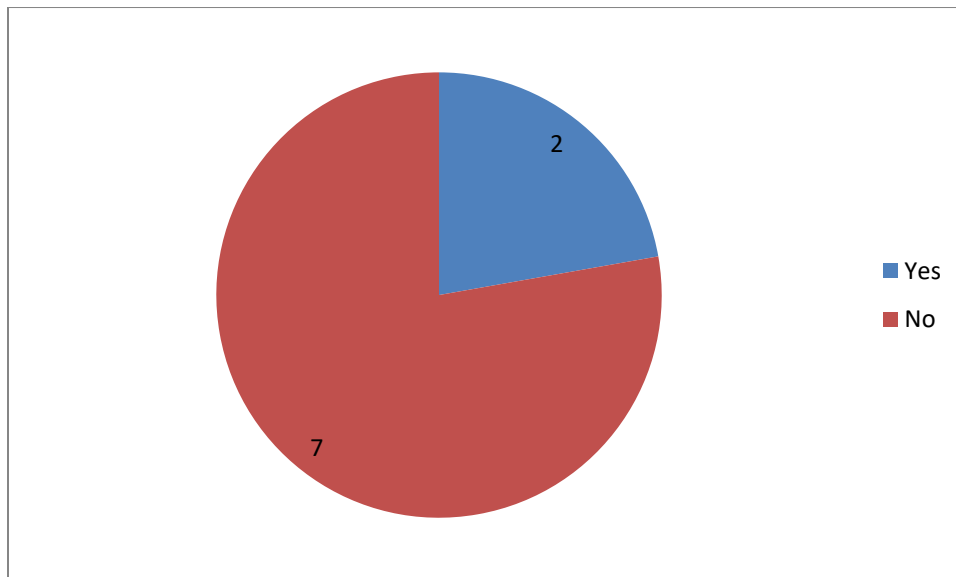
**Observation:**

45% of the respondents said that they received very good encouragement, 33% of them said that they received good encouragement and remaining 22% of them said that they received fair encouragement and support of the faculty.



8. Have you participated in any of the alumni meet? Yes /no

Sl no	Ratings	No of respondents	Percentage
1	Yes	2	21%
2	No	7	79%
TOTAL		9	100



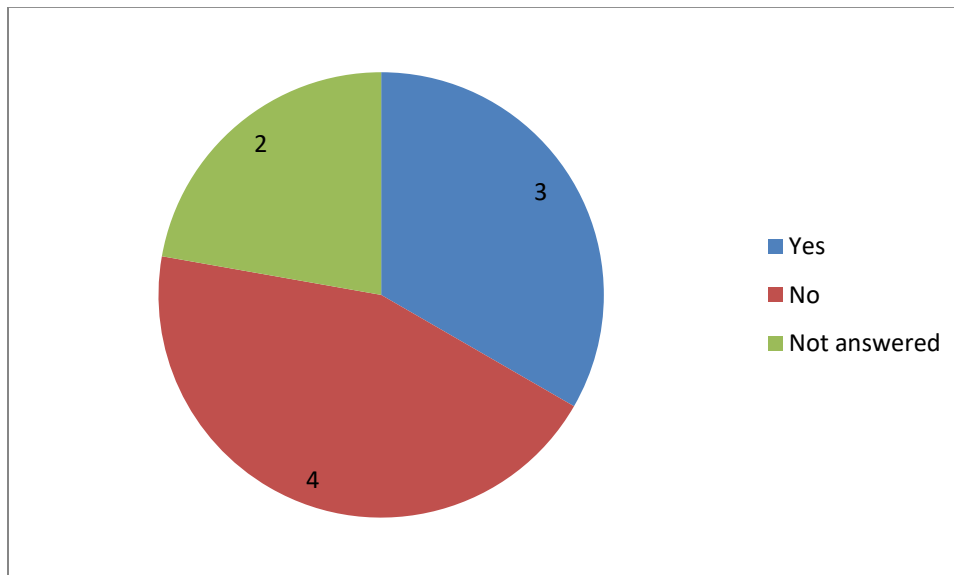
**Observation:**

79% of the respondents responded that they have not attended any alumni meet of the college and 22% of them responded that they have attended.

9. Will you be interested in delivering a guest talk/motivational session for your juniors?

Yes/No

Sl no	Ratings	No of respondents	Percentage
1	Yes	3	33%
2	No	4	45%
3	Not answered	2	22%
<b>TOTAL</b>		<b>9</b>	<b>100</b>



**Observation:**

From the above graph it is observed that 45% of the alumni respondents are not interested in delivering a guest talk/motivational session for their juniors and 33% of them have responded positively, whereas 22% of them not answered anything towards the same.

10. Would you like to contribute to the development of the institution? If yes, how?

- I would love to share the knowledge I got from the college back to college. One of my dreams is to become a teacher/professor.