

# **NMKRV COLLEGE FOR WOMEN**

**3<sup>rd</sup> Block Jayanagar, Bangalore - 560 011**

*Autonomous Institution*



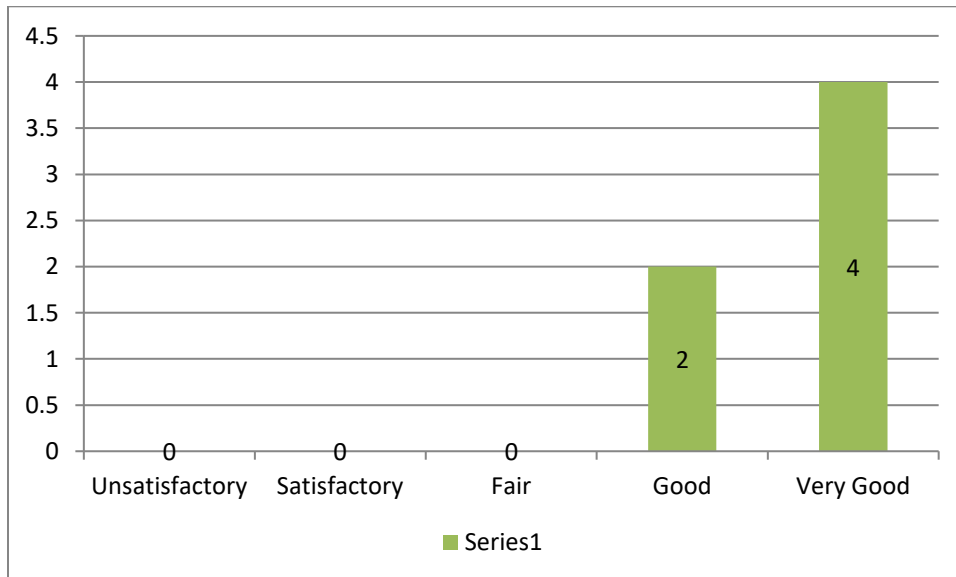
**ALUMNI FEEDBACK – 2017-18**

**HUMANITIES ESP**

<b>Total Number of Respondents</b>	<b>06</b>
------------------------------------	-----------

1. Do you feel proud to be associated with NMKRV as an alumnus?

Sl No	Ratings	No of Respondents	Percentage
1	Unsatisfactory	0	0%
2	Satisfactory	0	0%
3	Fair	0	0%
4	Good	2	33%
5	Very Good	4	67%
<b>Total</b>		6	100

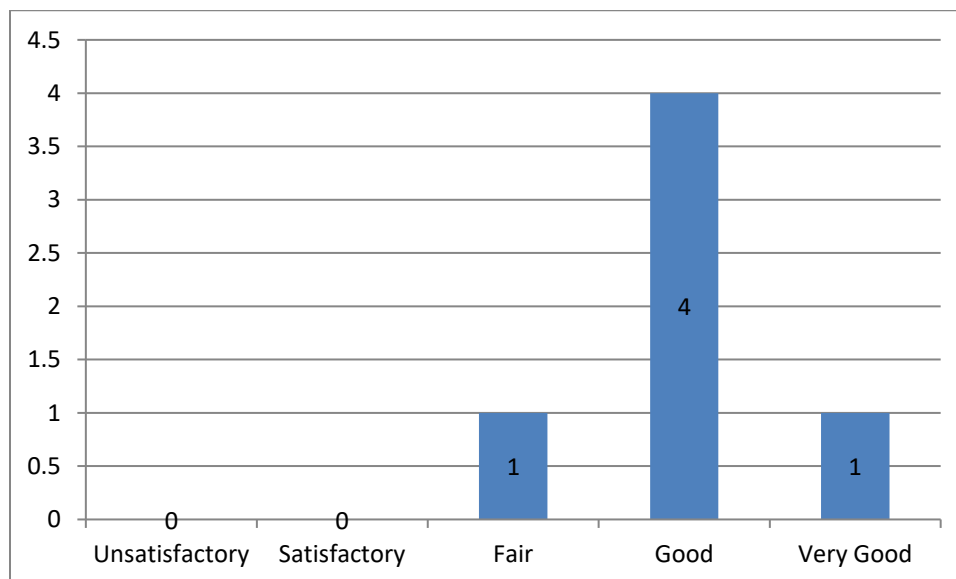


**Observation:**

From the above graph it is observed that 67% of the respondents feel very proud and 33% of them feel proud to be the alumnus of the college.

2. How do you rate the content of the courses you have studied, in relation to your current job?

Sl No	Ratings	No of Respondents	Percentage
1	Unsatisfactory	0	0
2	Satisfactory	0	0
3	Fair	1	16%
4	Good	4	67%
5	Very Good	1	17%
<b>Total</b>		6	100

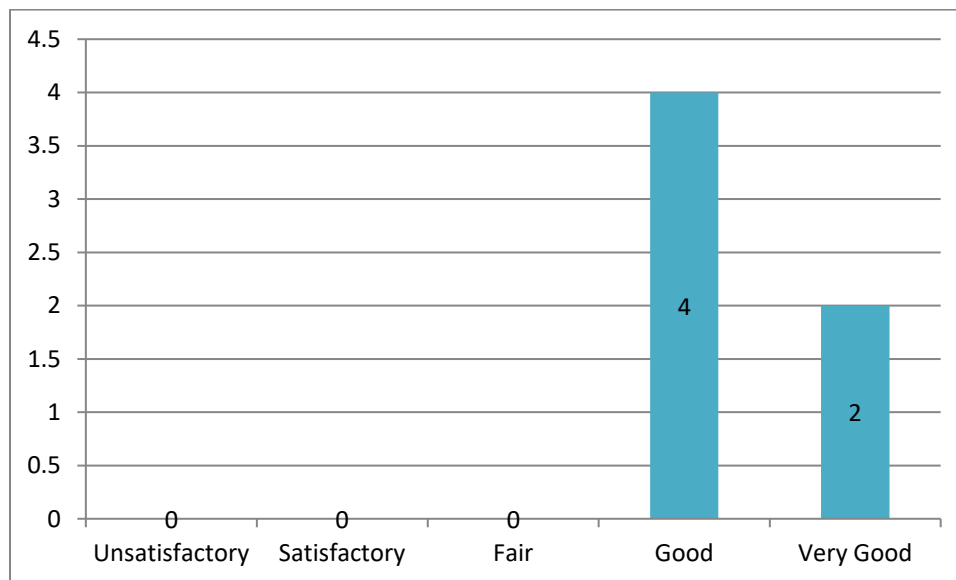


**Observation**

67% of them responded good, 17% of the respondents responded well and 16% of them responded fair towards the content of the courses in relation to their current job.

3. How well were the Program Outcomes met?

Sl No	Ratings	No of Respondents	Percentage
1	Unsatisfactory	0	0
2	Satisfactory	0	0
3	Fair	0	0
4	Good	4	67%
5	Very Good	2	33%
<b>Total</b>		6	100



**Observation:**

67% of the respondents said that the program outcomes were well met and 33% of them said that it was very well met.

4. How do you rate the skill-oriented courses offered by the college?

Sl No	Ratings	No of Respondents	Percentage
1	Unsatisfactory	0	0
2	Satisfactory	0	0
3	Fair	2	33%
4	Good	3	50%
5	Very Good	1	17%
<b>Total</b>		6	100

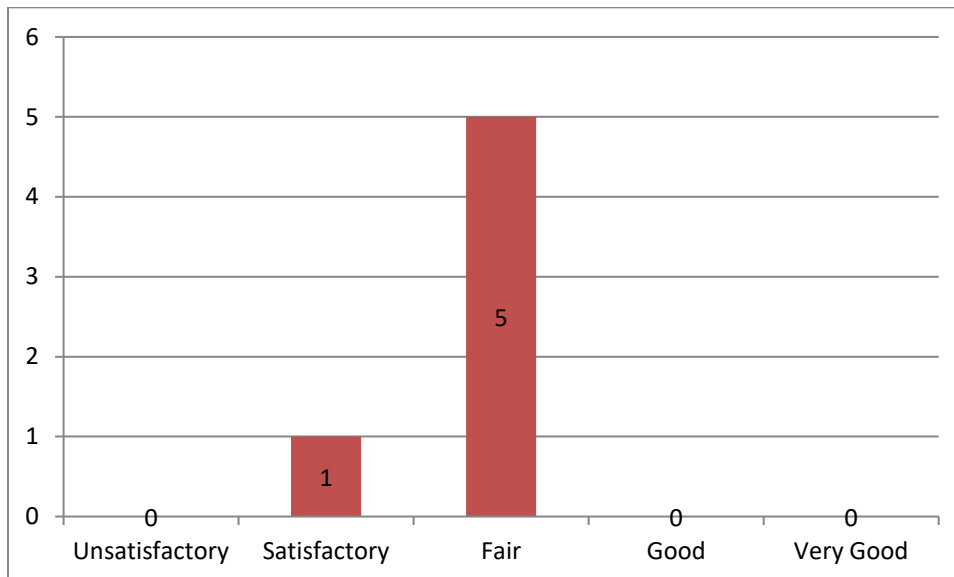


**Observation:**

From the above table it is observed that half of the respondents (50%) feel good with the skill-oriented courses offered by the college whereas 33 % of them feels fair and 17% of them feels very good with the skill oriented courses of the college.

5. How do you rate the Placement policy of the college?

Sl No	Ratings	No of Respondents	Percentage
1	Unsatisfactory	0	0
2	Satisfactory	1	17%
3	Fair	5	83%
4	Good	0	0
5	Very Good	0	0
<b>Total</b>		6	100

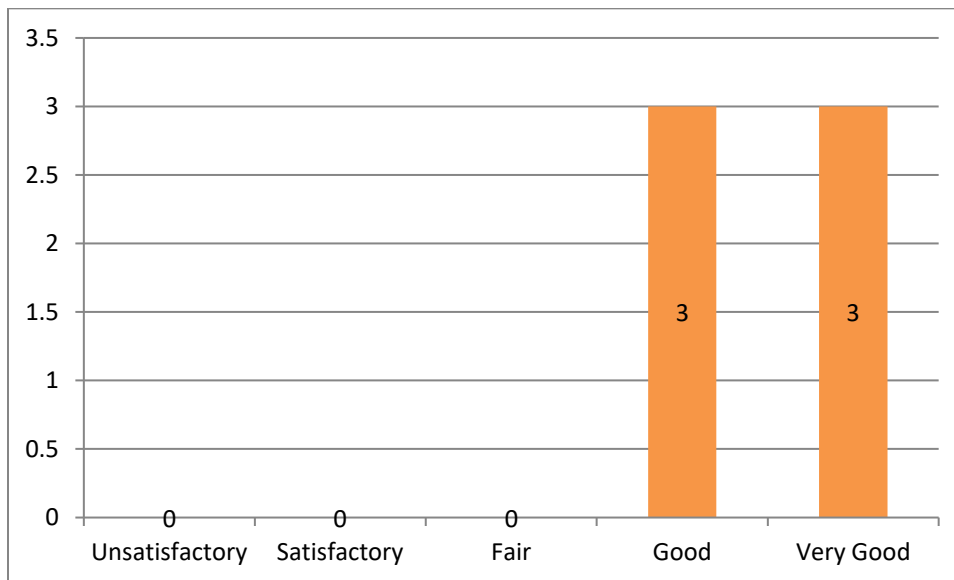


**Observation:**

From the above table it is observed that 83% of the respondents said that the placement policy of the college is fair and remaining 17% of them said that it is satisfactory.

6. How do you rate the infrastructure of the college?

Sl No	Ratings	No of Respondents	Percentage
1	Unsatisfactory	0	0
2	Satisfactory	0	0
3	Fair	0	0
4	Good	3	50%
5	Very Good	3	50%
<b>Total</b>		6	100

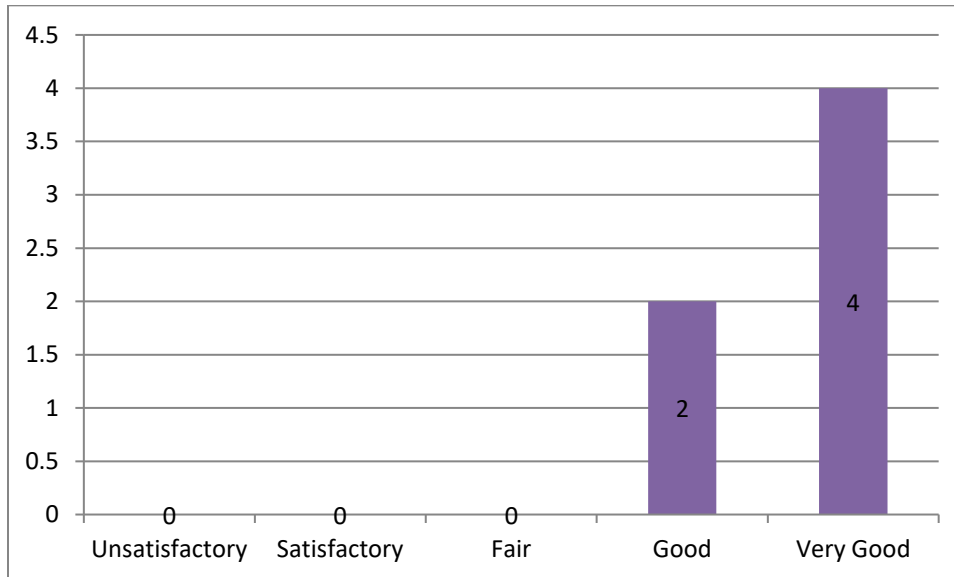


**Observation:**

Half of the respondents (50%) of them feels very good and the same percentage of the respondents feels good towards the infrastructure facility of the college.

7. Rate the encouragement and the support of the faculty.

Sl No	Ratings	No of Respondents	Percentage
1	Unsatisfactory	0	0
2	Satisfactory	0	0
3	Fair	0	0
4	Good	2	33%
5	Very Good	4	67%
<b>Total</b>		6	100



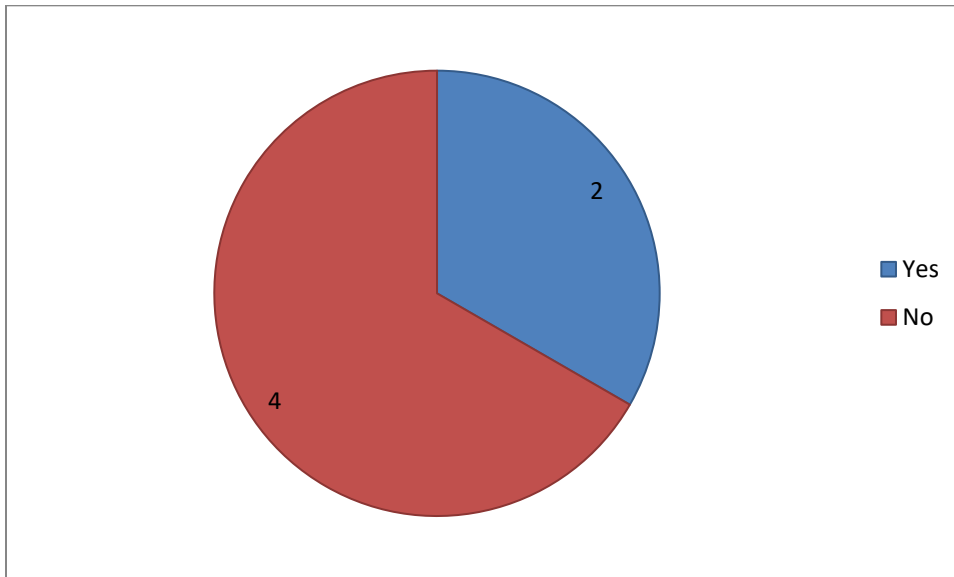
**Observation:**

Almost 67% of the respondents feel very good and remaining 33% feel good with the support and encouragement given by the faculty of the college.



8. Have you participated in any of the alumni meet? Yes /no

Sl no	Ratings	No of respondents	Percentage
1	Yes	2	33%
2	No	4	67%
<b>TOTAL</b>		<b>6</b>	<b>100</b>

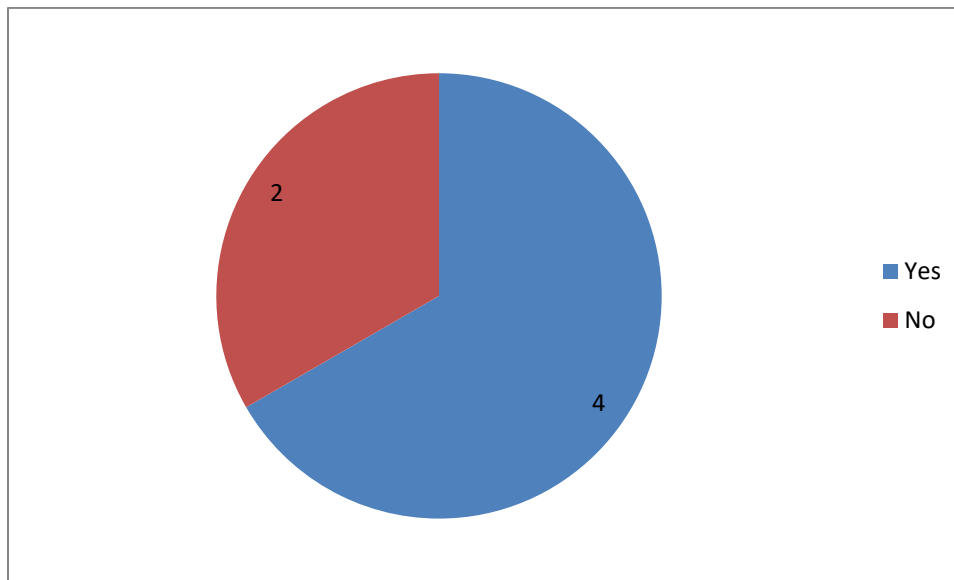


**Observation:**

67% of the respondents responded that they have not attended any alumni meet of the college and 33% of them responded that they have been a part of alumni meet of the college.

9. Will you be interested in delivering a guest talk/motivational session for your juniors?  
Yes/No

Sl no	Ratings	No of respondents	Percentage
1	Yes	4	67%
2	No	2	33%
TOTAL		6	100



**Observation:**

From the above graph it is observed that 67% of the alumni respondents are interested in delivering a guest talk/motivational session for their juniors and only 33% of them are interested in delivering a talk for the juniors.

10. Would you like to contribute to the development of the institution? If yes, how?

No Response