

# **NMKRV COLLEGE FOR WOMEN**

**3<sup>rd</sup> Block Jayanagar, Bangalore - 560 011**

*Autonomous Institution*



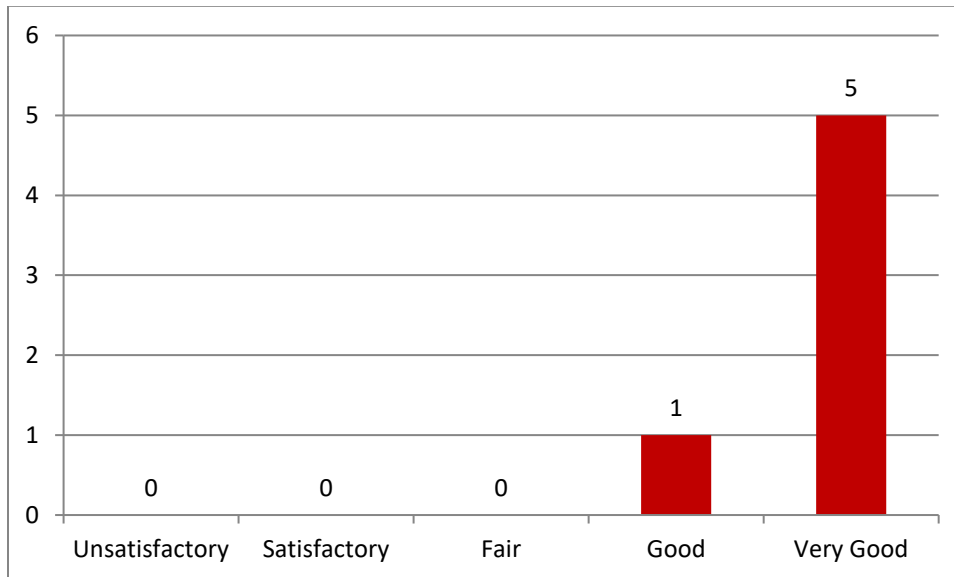
**ALUMNI FEEDBACK – 2017-18**

**SCIENCE CZBT**

<b>Total Number of Respondents</b>	<b>6</b>
------------------------------------	----------

1. Do you feel proud to be associated with NMKRV as an alumnus?

Sl No	Ratings	No of Respondents	Percentage
1	Unsatisfactory	0	0%
2	Satisfactory	0	0%
3	Fair	0	0%
4	Good	1	17%
5	Very Good	5	83%
<b>Total</b>		6	100

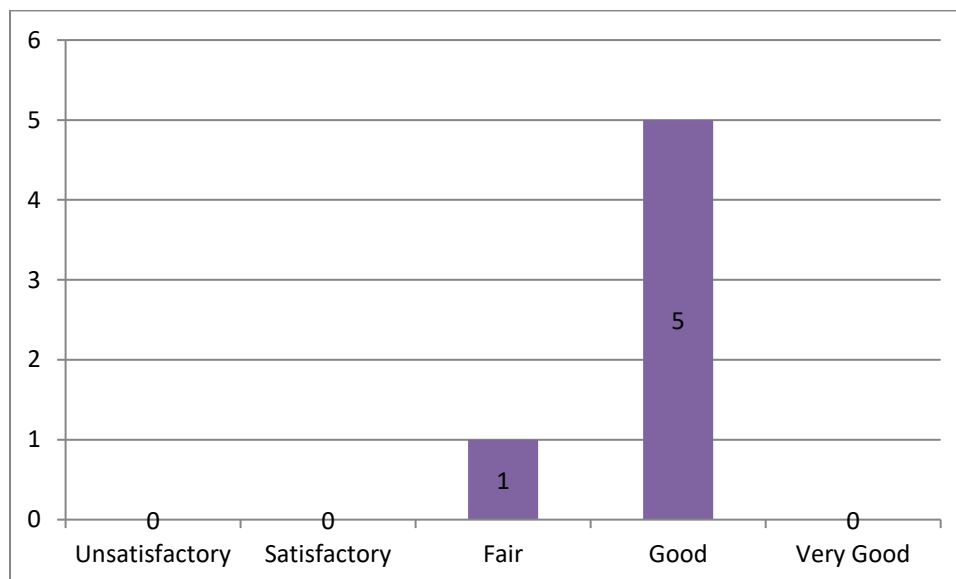


**Observation:**

From the above graph it is observed that 83% of the respondents feel very proud and 17% of them feel proud to be the alumnus of the college.

2. How do you rate the content of the courses you have studied, in relation to your current job?

Sl No	Ratings	No of Respondents	Percentage
1	Unsatisfactory	0	0
2	Satisfactory	0	0
3	Fair	1	17%
4	Good	5	83%
5	Very Good	0	0
<b>Total</b>		6	100

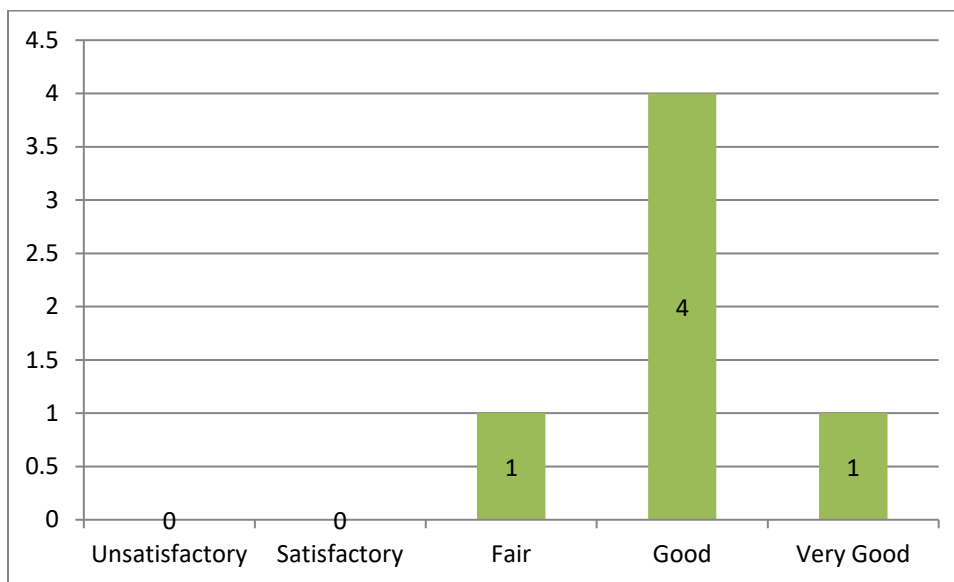


### **Observation**

83% of the respondents rated the content of the courses they have studied as good and remaining 17% of them rated the content of the courses as fair in relation to their current job.

### 3. How well were the Program Outcomes met?

Sl no	Ratings	No of respondents	Percentage
1	Unsatisfactory	0	0
2	Satisfactory	0	0
3	Fair	1	17%
4	Good	4	67%
5	Very Good	1	16%
<b>TOTAL</b>		<b>6</b>	<b>100</b>

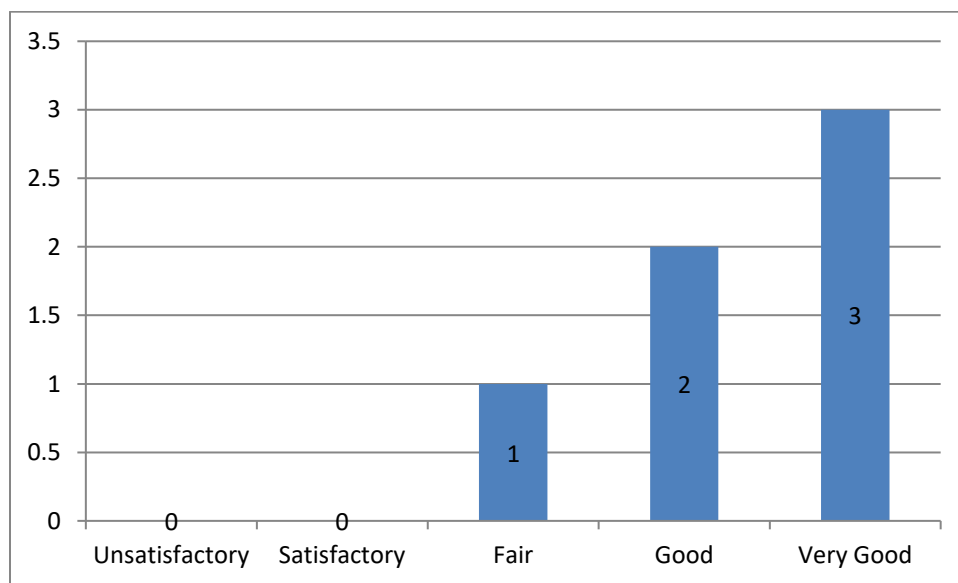


#### Observation:

67% of the respondents said that the program outcomes were well met, 17% of them said that it was fairly met and remaining 16% of them said that was very well met.

4. How do you rate the skill-oriented courses offered by the college?

Sl no	Ratings	No of respondents	Percentage
1	Unsatisfactory	0	0
2	Satisfactory	0	0
3	Fair	1	17%
4	Good	2	33%
5	Very Good	3	50%
<b>TOTAL</b>		<b>6</b>	<b>100</b>

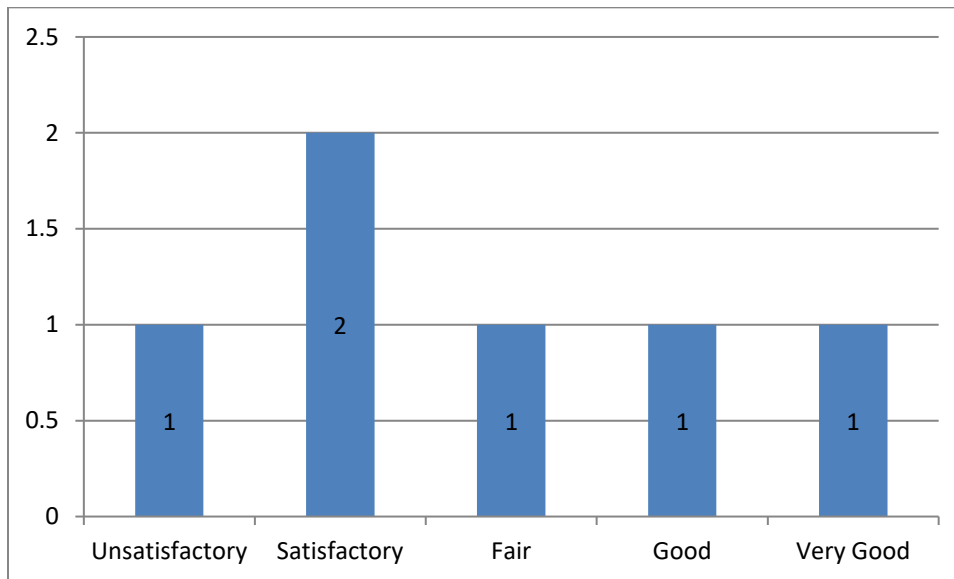


**Observation:**

From the above table it is observed that half of the respondents (50%) feel very good about the skill-oriented courses offered by the college whereas 33 % of them feel good and 17% of them feel fair about the skill oriented courses of the college.

5. How do you rate the Placement policy of the college?

Sl no	Ratings	No of respondents	Percentage
1	Unsatisfactory	1	17%
2	Satisfactory	2	33%
3	Fair	1	17%
4	Good	1	17%
5	Very Good	1	16%
<b>TOTAL</b>		<b>6</b>	<b>100</b>

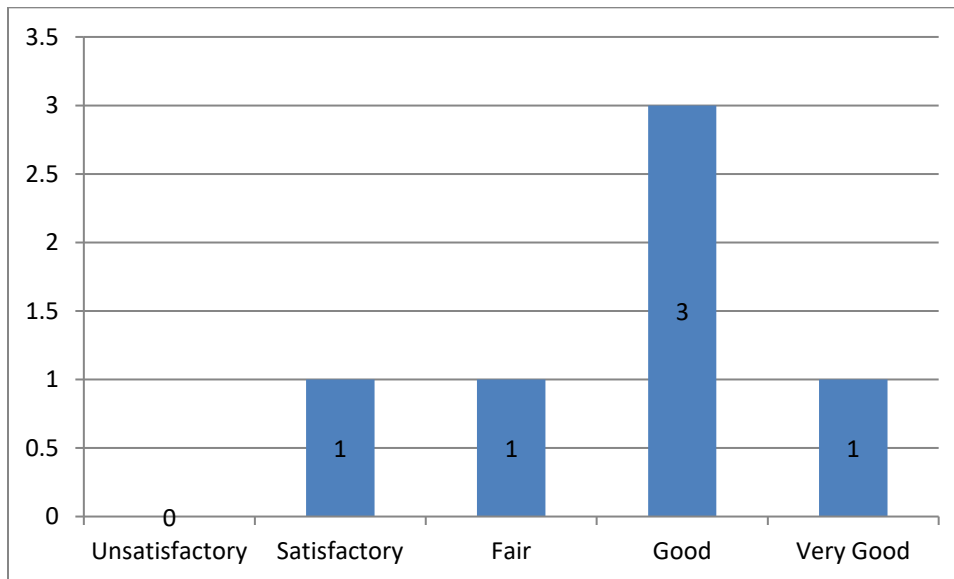


**Observation:**

From the above table it is observed that the respondents are of mixed opinion towards the placement policy of the college. 33% of them are satisfied, 17% of them said it is good, another 17% of them said that it is fair, another 17% of them are not satisfied while remaining 16% of them said that the placement policy of the college is very good.

6. How do you rate the infrastructure of the college?

Sl no	Ratings	No of respondents	Percentage
1	Unsatisfactory	0	0
2	Satisfactory	1	17%
3	Fair	1	17%
4	Good	3	50%
5	Very Good	1	16%
<b>TOTAL</b>		<b>6</b>	<b>100</b>

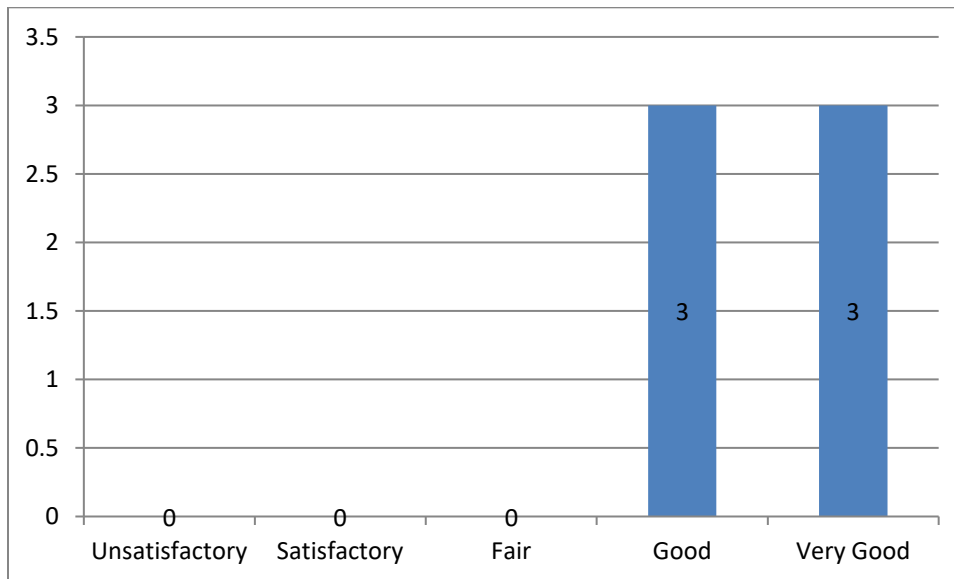


**Observation:**

50% of the respondents feel good, 17% of the respondents feel fair, another 17% of them feel satisfied and remaining 16% of them feel very good about the infrastructure facility of the college.

7. Rate the encouragement and the support of the faculty.

Sl no	Ratings	No of respondents	Percentage
1	Unsatisfactory	0	0
2	Satisfactory	0	0
3	Fair	0	0
4	Good	3	50%
5	Very Good	3	50%
<b>TOTAL</b>		<b>6</b>	<b>100</b>



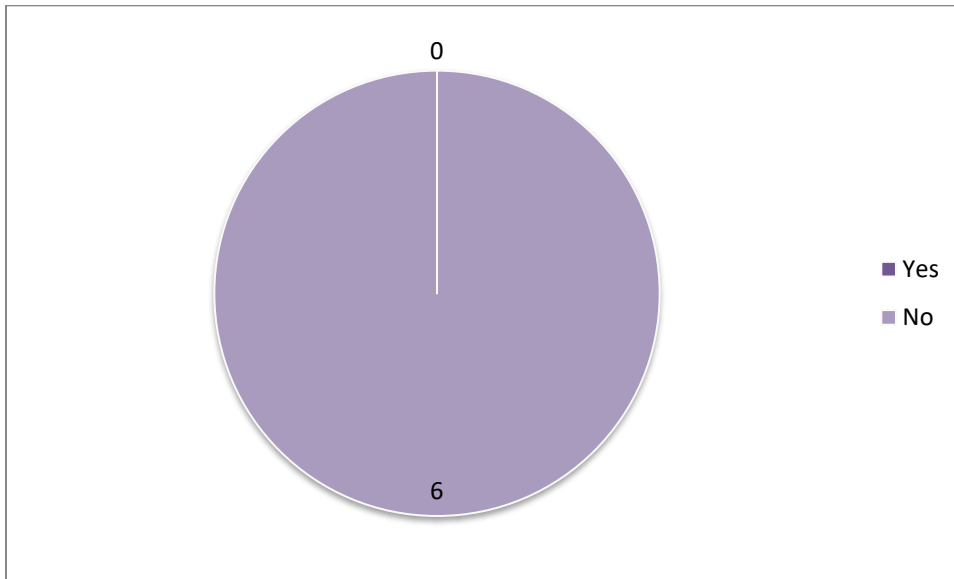
**Observation:**

50% of the respondents feels very good and remaining 50% feel good about the support and encouragement given by the faculty of the college.



8. Have you participated in any of the alumni meet? Yes /no

Sl no	Ratings	No of respondents	Percentage
1	Yes	0	0
2	No	6	100%
<b>TOTAL</b>		<b>6</b>	<b>100</b>

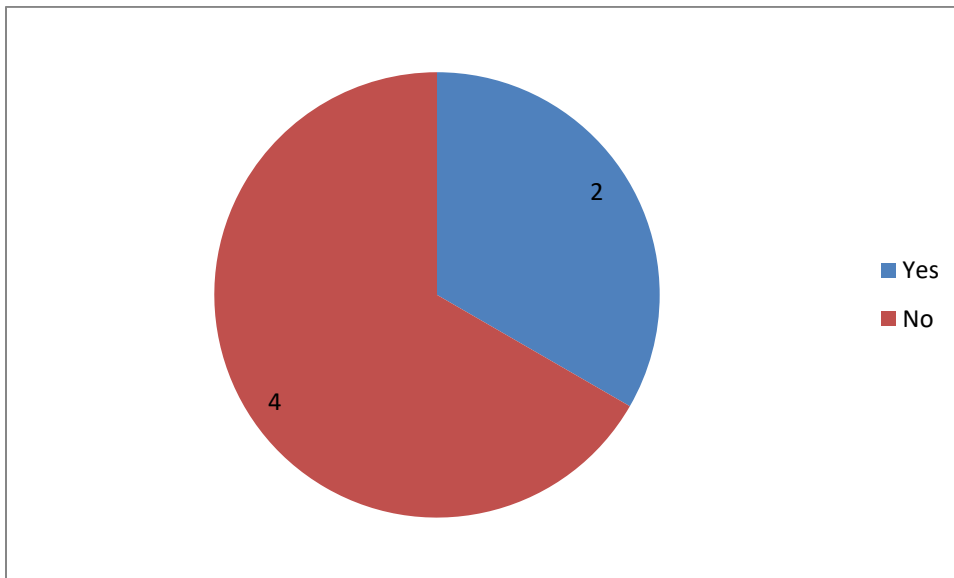


**Observation:**

None of the respondents have attended any alumni meet of the college.

9. Will you be interested in delivering a guest talk/motivational session for your juniors?  
Yes/No

Sl no	Ratings	No of respondents	Percentage
1	Yes	2	33%
2	No	4	67%
TOTAL		6	100



**Observation:**

From the above graph it is observed that 67% of the alumni respondents are not interested in delivering a guest talk/motivational session for their juniors and only 33% of them have responded positively

10. Would you like to contribute to the development of the institution? If yes, how?

- Yes, If I would be in a better position in future