

NMKRV COLLEGE FOR WOMEN

3rd Block Jayanagar, Bangalore - 560 011

Autonomous Institution



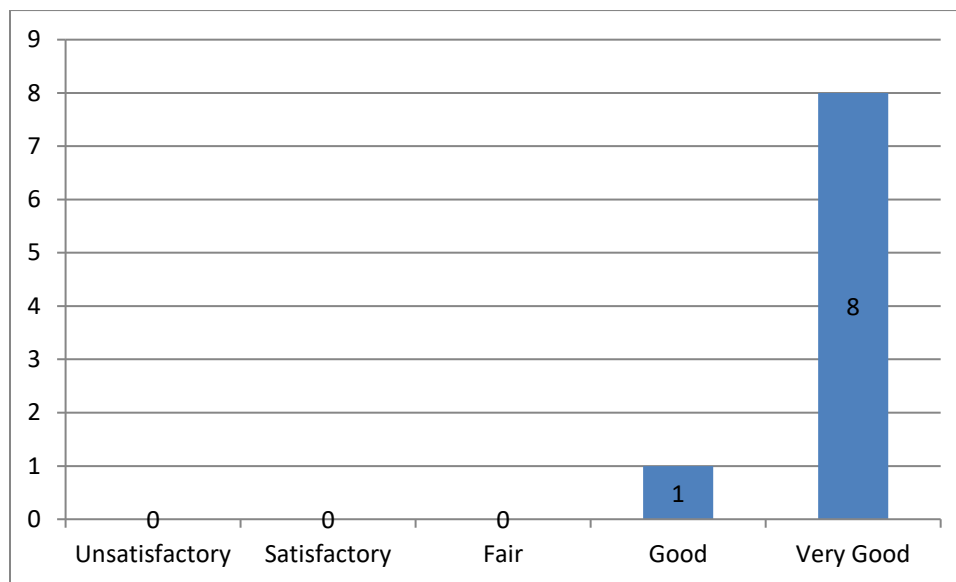
ALUMNI FEEDBACK – 2017-18

SCIENCE CBZ

Total Number of Respondents	9
------------------------------------	----------

1. Do you feel proud to be associated with NMKRV as an alumnus?

Sl No	Ratings	No of Respondents	Percentage
1	Unsatisfactory	0	0
2	Satisfactory	0	0
3	Fair	0	0
4	Good	1	11%
5	Very Good	8	89%
Total		9	100

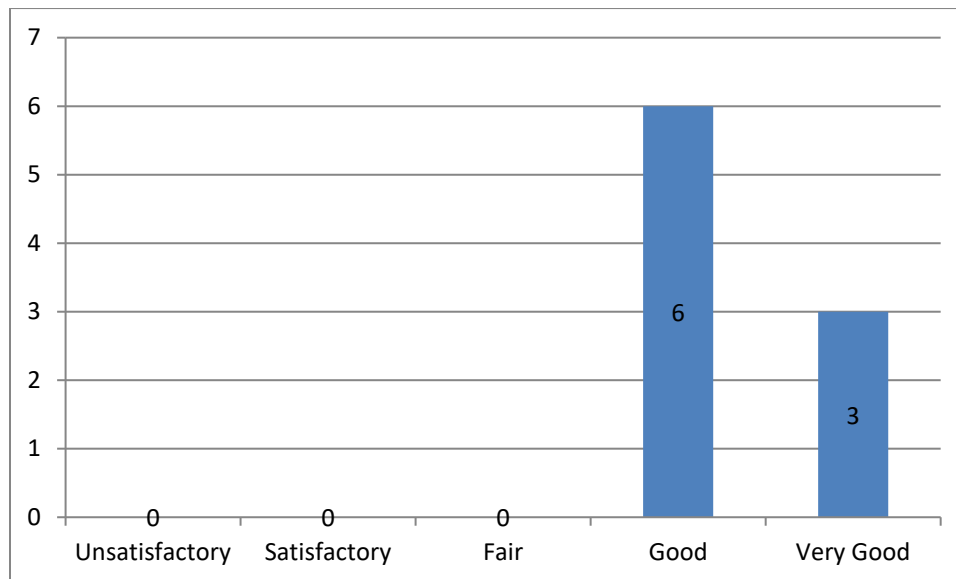


Observation:

From the above graph it is observed that 89% of the respondents feel very proud and 11% of them feel proud to be the alumnus of the college.

2. How do you rate the content of the courses you have studied, in relation to your current job?

Sl No	Ratings	No of Respondents	Percentage
1	Unsatisfactory	0	0
2	Satisfactory	0	0
3	Fair	0	0
4	Good	6	67%
5	Very Good	3	33%
Total		9	100

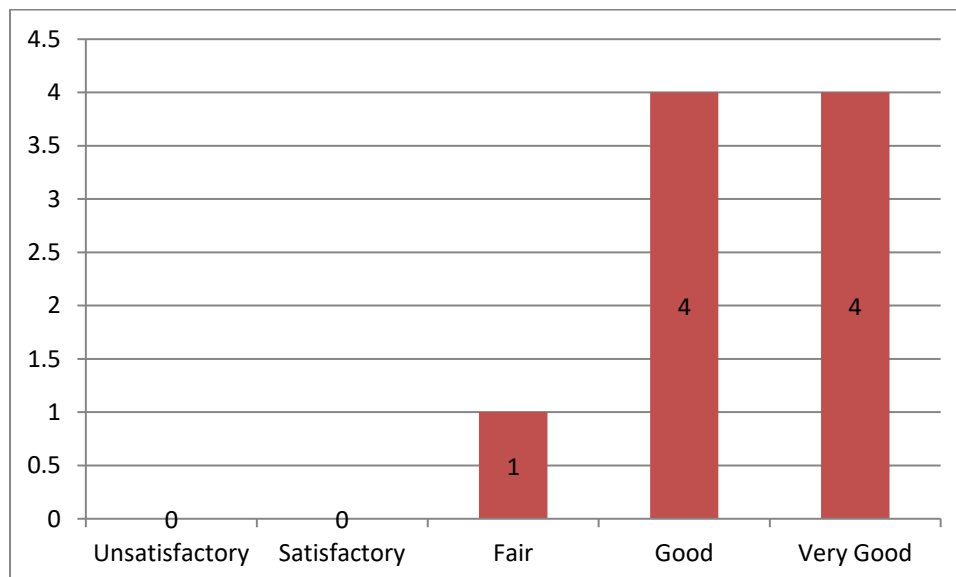


Observation

67% of the respondents rated the contents of the courses they have studied as good and remaining 33% of them rated the contents of the courses as very good in relation to their current job.

3. How well were the Program Outcomes met?

Sl No	Ratings	No of Respondents	Percentage
1	Unsatisfactory	0	0
2	Satisfactory	0	0
3	Fair	1	11%
4	Good	4	44%
5	Very Good	4	45%
Total		9	100

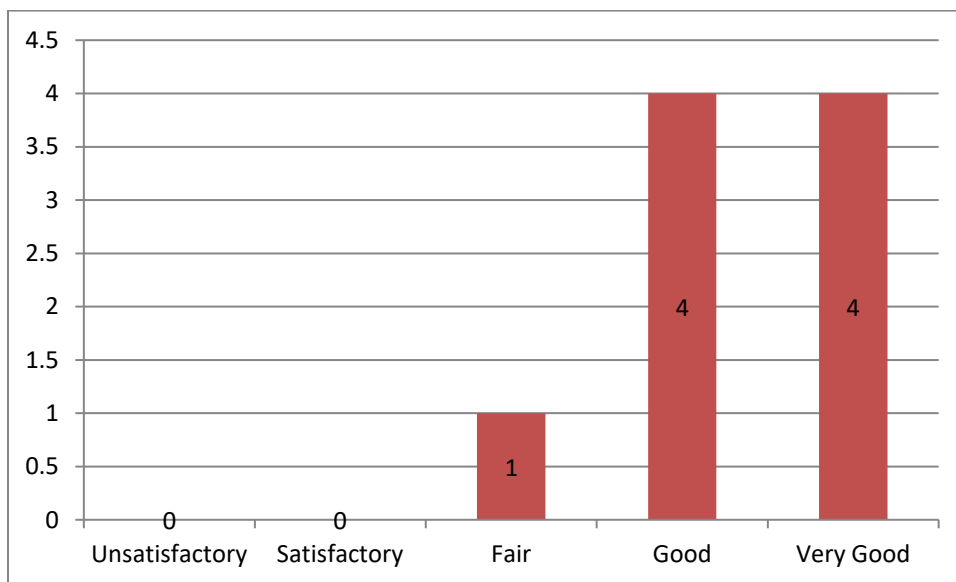


Observation:

45% of the respondents said that the program outcomes were very well met, 44% of them said that it was well met and remaining 11% of them said that it was fairly met.

4. How do you rate the skill-oriented courses offered by the college?

Sl No	Ratings	No of Respondents	Percentage
1	Unsatisfactory	0	0
2	Satisfactory	0	0
3	Fair	1	11%
4	Good	4	44%
5	Very Good	4	45%
Total		9	100



Observation:

From the above table it is observed that 45 % of them rated the skill-oriented courses offered by the college as very good, 44% of them rated it as good and remaining 11% of them rated the skill-oriented courses as fair.

5. How do you rate the Placement policy of the college?

Sl No	Ratings	No of Respondents	Percentage
1	Unsatisfactory	1	11%
2	Satisfactory	2	22%
3	Fair	3	33%
4	Good	3	34%
5	Very Good	0	0
Total		9	100

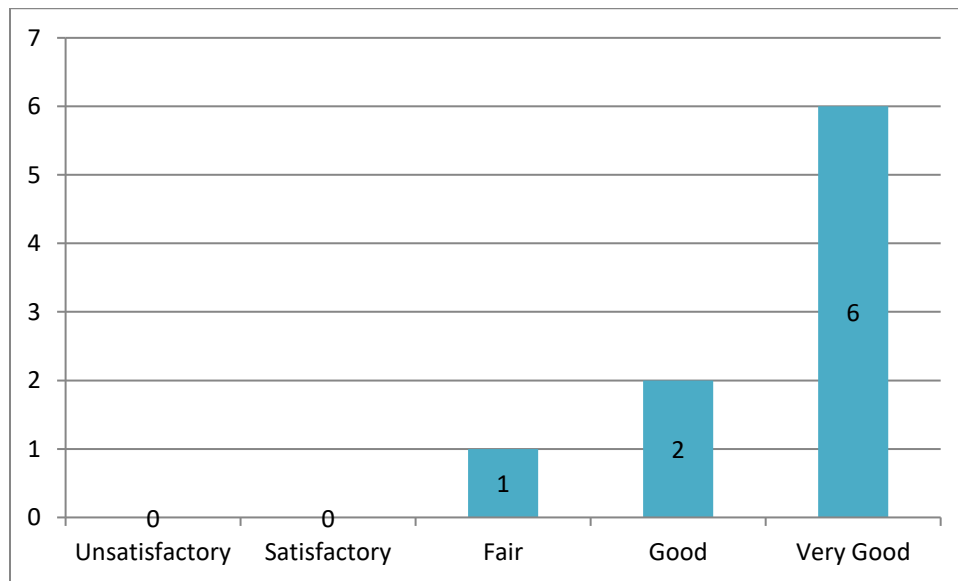


Observation:

From the above table it is observed that the respondents have mixed opinion towards the placement policy of the college. 34% of them feel good about the college, 33% of them feel fair and 22% of them feel satisfied towards the placement policy of the college and 11% of them are unsatisfied.

6. How do you rate the infrastructure of the college?

Sl No	Ratings	No of Respondents	Percentage
1	Unsatisfactory	0	0
2	Satisfactory	0	0
3	Fair	1	11%
4	Good	2	22%
5	Very Good	6	67%
Total		9	100

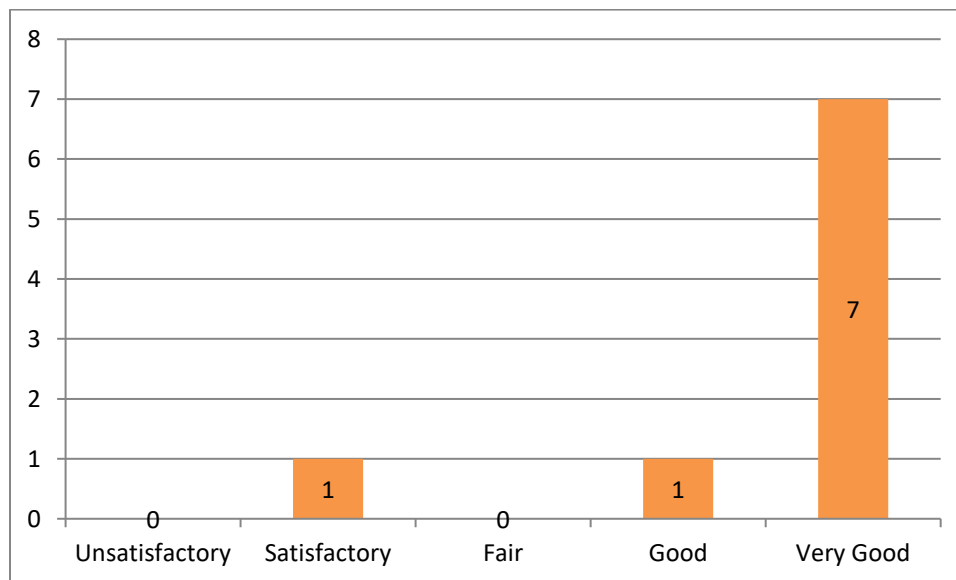


Observation:

67% of them feel very good and 22% feel good and 11% of them feel fair about the infrastructure facility of the college.

7. Rate the encouragement and the support of the faculty.

Sl No	Ratings	No of Respondents	Percentage
1	Unsatisfactory	0	0
2	Satisfactory	1	11%
3	Fair	0	0
4	Good	1	11%
5	Very Good	7	79%
Total		9	100

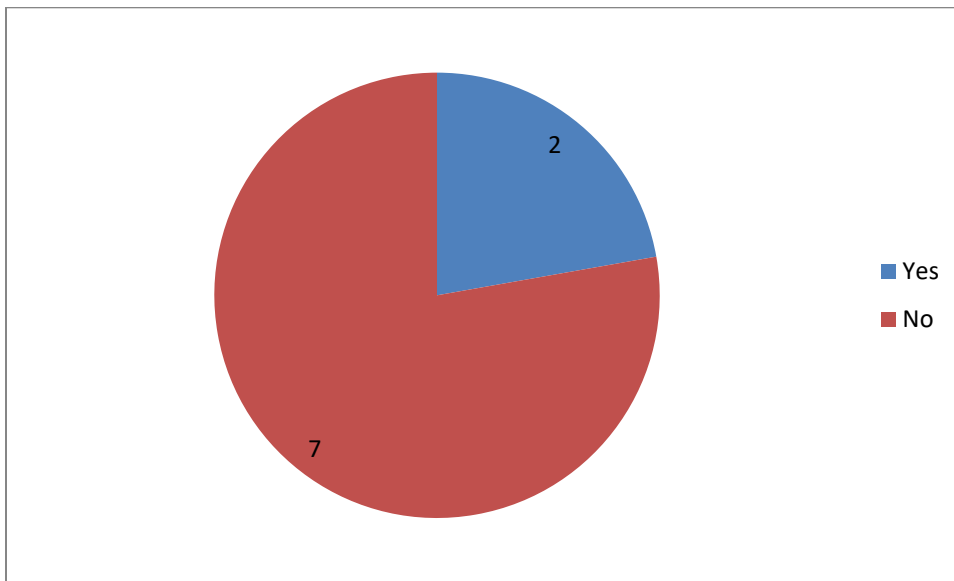


Observation:

Almost 79% of the respondents feel very good, 11% feel good and 11% of them feel satisfied towards the support and encouragement given by the faculty of the college.

8. Have you participated in any of the alumni meet? Yes /no

Sl no	Ratings	No of respondents	Percentage
1	Yes	4	44%
2	No	5	56%
TOTAL		9	100

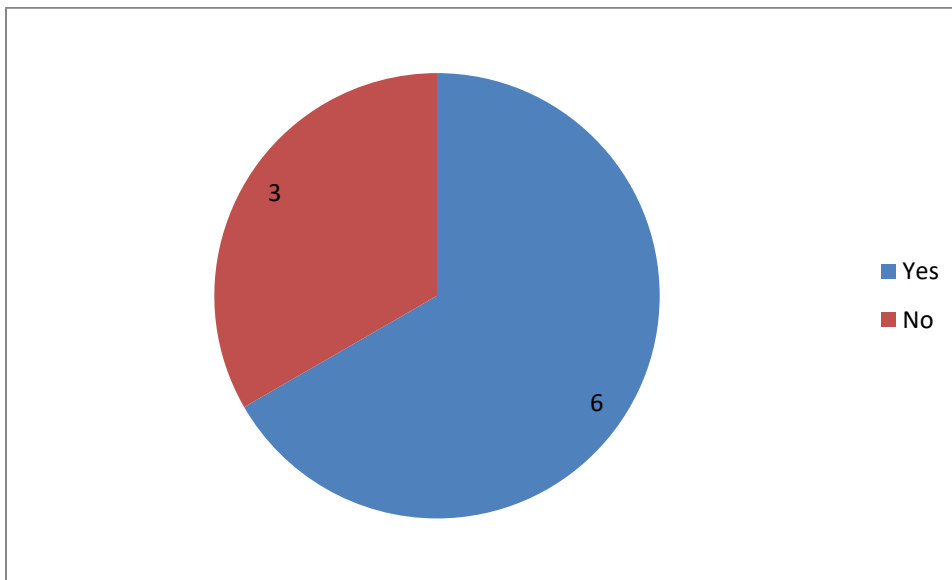


Observation:

56% of the respondents responded that they have not attended any alumni meet of the college and 44% of them said that they have attended.

9. Will you be interested in delivering a guest talk/motivational session for your juniors?
Yes/No

Sl no	Ratings	No of respondents	Percentage
1	Yes	6	67%
2	No	3	33%
TOTAL		9	100



Observation:

From the above graph it is observed that 67% of the alumni respondents are interested in delivering a guest talk/motivational session for their juniors and 33% of them have responded that they are not interested.

10. Would you like to contribute to the development of the institution? If yes, how?

- By improving the placement opportunities and providing wider grounds for campus selections
- It would be really nice if there were more career oriented programs and also certificate courses included in the curriculum.
- By improving placement facilities